

FREMONT
City
Schools



AUGUST FY24

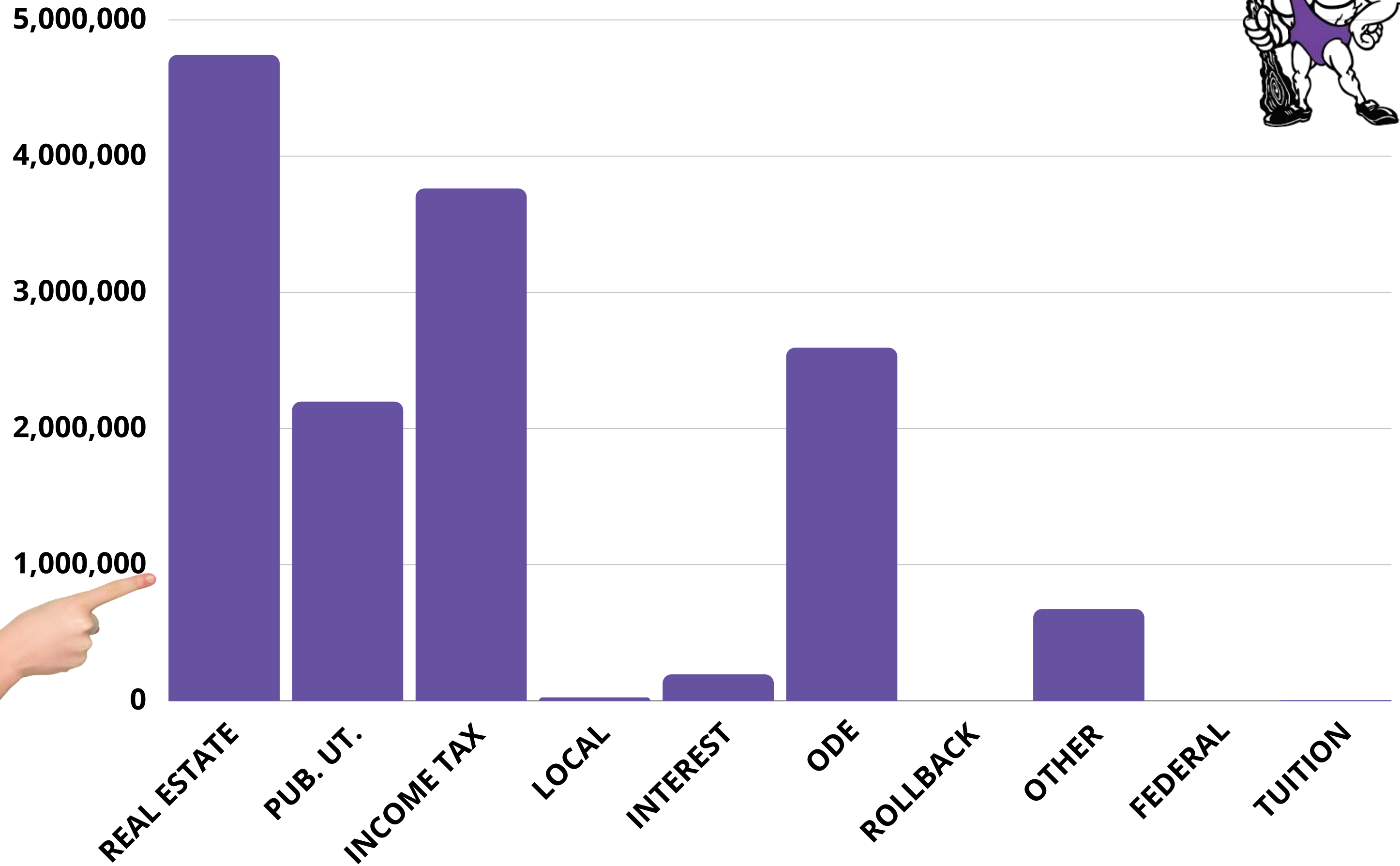

MEGAN PARKHURST, TREASURER

MONTHLY

FINANCIAL

REPORT

REVENUE SNAPSHOT






- In order to have better comparison data in the future with public utility revenues we began to break this data out. This is why are Real Estate appears lower.
 - This line would need to be added with line #2 (the Tangible line).
- Despite going CEP across the district and have every student labeled as Economically Disadvantaged, we are down in our poverty funding.
 - Revenues are down \$114,000, this is because so many districts took advantage of CEP this year, lowering the poverty amount for schools who already took advantage of the program.



REVENUES

OVERALL UP 6.07%

EXPENSE SNAPSHOT



EXPENSES

- **August was a 3 pay month this year versus September a year ago, this is causing our salaries to appear higher for the month of August.**
- **A year ago we spent just over \$100,000 on Smart Board for classroom. We did not have this expense this year. This shows up in the supply line.**



OVERALL EXPENSE UP 15.28%



OVERALL



CURRENT CASH (General Fund)

\$14,404,359

True Days Cash

110 Days

General Fund Report

FREMONT CITY SCHOOL DISTRICT

FYTD Through 8-31-2024

REVENUES	BUDGET FY24-25	BUDGET 2 Months in	CURRENT 24-25	PRIOR YR FY23-24	For the Year Increase/(Decrease)	Percent Change
Real Estate Taxes	\$11,505,415	\$1,917,569	\$4,743,745	\$6,658,640	(\$1,914,895)	-28.76%
Tangible Personal Property Taxes	\$4,063,762	\$677,294	\$2,197,334	\$0	\$2,197,334	-100%
Income Tax	\$10,451,338	\$1,741,890	\$3,762,534	\$3,549,750	\$212,784	5.99%
Other Receipts - Local	\$57,911	\$9,652	\$25,312	\$5,626	\$19,685	349.89%
Tuition & Open Enrollment	\$388,678	\$64,780	\$4,908	\$5,023	(\$116)	-2.30%
Other Receipts - Local	\$130,301	\$21,717	\$25,169	\$33,814	(\$8,645)	-25.57%
Interest Income	\$811,479	\$135,246	\$194,174	\$169,164	\$25,010	14.78%
State Funding	\$15,044,552	\$2,507,425	\$2,593,293	\$2,301,620	\$291,672	12.67%
Rollback & Homestead	\$1,392,807	\$232,134	\$0	\$0	\$0	0%
Other Receipts - State	\$2,813,609	\$468,935	\$674,213	\$678,626	(\$4,413)	-0.65%
TOTAL REVENUE	\$46,659,851	\$7,776,642	\$14,220,680	\$13,406,670	\$814,010	6.07%
EXPENSES						
Salaries & Wages	\$22,222,619	\$3,703,770	\$4,446,200	\$3,261,578	\$1,184,622	36.32%
Fringe Benefits	\$9,894,337	\$1,649,056	\$1,596,365	\$1,585,455	\$10,909	0.69%
Purchased Services	\$7,154,443	\$1,192,407	\$884,400	\$613,282	\$271,118	44.21%
Supplies	\$1,289,507	\$214,918	\$252,916	\$547,231	(\$294,315)	-53.78%
Equipment & Capital Purchases	\$240,000	\$40,000	\$81,947	\$26,430	\$55,517	210.05%
Principal-All	\$0	\$0	\$0	\$0	\$0	0%
Other Objects	\$1,007,430	\$167,905	\$409,681	\$620,852	(\$211,170)	-34.01%
Transfers Out	\$3,000,000	\$500,000	\$0	\$0	\$0	0%
TOTAL EXPENSES	\$44,808,335	\$7,468,056	\$7,671,509	\$6,654,828	\$1,016,681	15.28%

CASH FLOW			
FYTD through 8-31-2024			
	24-25	23-24	DIFFERENCE
Total General Fund Receipts	\$14,220,680	\$13,406,670	\$814,010
Total General Fund Expenditures	\$7,671,509	\$6,654,828	\$1,016,681
NET CASH FLOW	\$6,549,171	\$6,751,842	(\$202,671)

Gross Depository Balances:

Croghan - Operating Fund (1010344)	\$3,477,970.29
StarOhio - District Funds (27017)	\$5,440,138.32
StarOhio - State Building Funds (73142)	\$1,744,167.13
Croghan - E-Bay Auction Fund (1023268)	\$500.00
Croghan - Flex Benefit Account (1023268)	\$17,073.58
Fifth Third Investments (069-181798)	\$14,085,979.24
Old Fort Bank Savings (6246)	\$31,836.47
Old Fort Bank Bond CDs (3)	\$226,825.34
Reserve both old and new	\$11,004,475.64

Total Depository Balances (Gross) \$36,028,966.01

Adjustments to Bank Balance:

Cash in Transit to Bank	\$0.00
Outstanding Checks	(\$180,122.12)
Adjustments:	
DragonFly	\$22,635.00
Rec Adj	(\$80.00)
Debit Adj	\$80.75

Total Adjustments to Bank Balance (\$157,486.37)

Investments:

Treasury Bonds and Notes	\$0.00
Certificate of Deposits	\$0.00
Other Securities	\$0.00
Other Investments:	
Scholarship Funds	\$376,142.43

Total Investments \$376,142.43

Cash on Hand:

Petty Cash:	
FMS	\$100.00
Ross & FMS Athletics	\$1,500.00
Ross	\$100.00
Croghan Library	\$0.00
Change Cash:	
Cash with Fiscal Agent	\$0.00

Total Cash on Hand \$1,700.00

Total Balances \$36,249,322.07

Total Fund Balance \$36,249,322.07

Depository Clearance Accounts:

Croghan - Payroll Account (1010352)	\$53,133.71
-------------------------------------	-------------

Date: 09/11/2024
Time: 14:52

FREMONT CITY SCHOOL DISTRICT
Cash Reconciliation as of 08/31/2024

Page: 2

Total Clearance Account Balances

\$53,133.71

 9-11-24
Treasurer

FREMONT CITY SCHOOL DISTRICT

Financial Summary by Fund

Account Description	Appropriation	Expended	Percent Expended	Encumbered	Balance
General Fund					
1100 REGULAR INSTRUCTION	\$ 18,735,706.33	\$ 3,296,104.06	18.00 %	\$ 363,682.85	\$ 15,075,919.42
1200 SPECIAL INSTRUCTION	7,820,944.85	1,127,061.00	14.00	735,949.35	5,957,934.50
1300 VOCATIONAL INSTRUCTION	74,744.66	0.00	0.00	27,500.00	47,244.66
1900 OTHER INSTRUCTION	4,456.89	6,143.22	138.00	240.04	(1,926.37)
2100 SUPPORT SERVICES - PUPILS	3,224,717.39	573,932.59	18.00	104,445.99	2,546,338.81
2200 SUPP SERV- INSTRUCTIONAL STAFF	1,308,221.18	190,238.30	15.00	92,730.24	1,025,252.64
2300 SUPPORT SERV.-BD. OF EDUCATION	49,790.89	11,533.06	23.00	8,275.98	29,981.85
2400 SUPPORT SERV- ADMINISTRATIVE	3,669,354.53	689,662.44	19.00	149,703.25	2,829,988.84
2500 FISCAL SERVICES	1,320,162.88	299,587.51	23.00	182,228.08	838,347.29
2600 SUPPORT SERVICES - BUSINESS	195,632.28	31,217.88	16.00	422.33	163,992.07
2700 OPERATION & MAINT OF PLANT SER	5,184,527.87	933,462.29	18.00	1,927,756.82	2,323,308.76
2800 SUPPORT SERV - PUPIL TRANSPOR.	2,243,448.96	187,239.87	8.00	380,047.88	1,676,161.21
2900 SUPPORT SERVICES - CENTRAL	1,240,096.56	265,096.67	21.00	108,189.27	866,810.62
3200 COMMUNITY RECREATION SERVICES	595.98	0.00	0.00	0.00	595.98
4100 ACADEMIC & SUBJECT ORIENTED	119,304.65	10,530.43	9.00	5,577.81	103,196.41
4300 OCCUPATION ORIENTED ACTIVITIES	4,659.41	0.00	0.00	0.00	4,659.41
4500 SPORT ORIENTED ACTIVITIES	732,641.87	49,699.59	7.00	44,095.91	638,846.37
4600 SCHL & PUBLIC SERV CO-CURRIC.	46,942.99	0.00	0.00	0.00	46,942.99
7200 TRANSFERS	3,000,000.00	0.00	0.00	0.00	3,000,000.00
Total:	\$ 48,975,950.17	\$ 7,671,508.91		\$ 4,130,845.80	\$ 37,173,595.46
Other Funds					
002 BOND RETIREMENT	4,548,071.44	1,492,222.32	32.81	2,957,225.00	98,624.12
003 PERMANENT IMPROVEMENT	2,890,272.55	610,337.04	21.12	459,275.72	1,820,659.79
004 BUILDING	15,929.27	0.00	0.00	0.00	15,929.27
006 FOOD SERVICE	2,159,868.18	112,326.06	5.20	996,169.17	1,051,372.95
007 SPECIAL TRUST	1,386.33	0.00	0.00	0.00	1,386.33
008 ENDOWMENT	6,700.00	0.00	0.00	0.00	6,700.00
010 CLASSROOM FACILITIES	277,813.41	2,552,781.56	918.88	0.00	(2,274,968.15)
014 ROTARY-INTERNAL SERVICES	(123.61)	0.00	0.00	0.00	(123.61)
018 PUBLIC SCHOOL SUPPORT	314,733.27	4,549.13	1.45	93,828.88	216,355.26
019 OTHER GRANT	49,649.68	1,225.25	2.47	2,674.75	45,749.68
022 DISTRICT CUSTODIAL	13,343.99	0.00	0.00	2,500.00	10,843.99
024 EMPLOYEE BENEFITS SELF INS.	6,917,947.93	1,221,202.81	17.65	5,674,015.19	22,729.93
026 EMPLOYEE BENEFITS CUSTODIAL FUND	180,739.39	29,387.70	16.26	158,612.30	(7,260.61)
027 WORKMANS COMPENSATION-SELF INS	79,538.68	1,210.00	1.52	0.00	78,328.68
034 CLASSROOM FACILITIES MAINT.	571,468.20	42,749.11	7.48	123,852.67	404,866.42
035 TERMINATION BENEFITS - HB426	258,699.41	128,286.82	49.59	0.00	130,412.59
070 CAPITAL PROJECTS	563,803.66	0.00	0.00	0.00	563,803.66
200 STUDENT MANAGED ACTIVITY	182,262.55	1,000.00	0.55	16,629.67	164,632.88
300 DISTRICT MANAGED ACTIVITY	354,023.61	16,288.53	4.60	122,221.69	215,513.39
401 AUXILIARY SERVICES	510,294.70	97,328.19	19.07	39,506.33	373,460.18
439 PUBLIC SCHOOL PRESCHOOL	194,231.79	0.00	0.00	0.00	194,231.79
451 DATA COMMUNICATION FUND	10,800.00	0.00	0.00	10,800.00	0.00
507 ELEMENTARY AND SECONDARY SCHOOL EMERGENCY RELIEF FUND	2,551,938.98	525,774.91	20.60	147,275.01	1,878,889.06
509 TITLE IV PART B 21ST CENTURY LEARNING CENTERS	(0.01)	0.00	0.00	0.00	(0.01)
516 IDEA PART B GRANTS	1,466,671.77	46,390.06	3.16	16,134.55	1,404,147.16
551 LIMITED ENGLISH PROFICIENCY	1,480.89	0.00	0.00	1.32	1,479.57
572 TITLE I DISADVANTAGED CHILDREN	1,131,556.39	163,083.55	14.41	880.80	967,592.04
584 TITLE IV, PART A, STUDENT SUPPORT AND ACADEMIC ENRICHMENT PROGRAMS	180,388.03	24,729.31	13.71	6,830.25	148,828.47
587 IDEA PRESCHOOL-HANDICAPPED	7,277.00	0.00	0.00	0.00	7,277.00
590 IMPROVING TEACHER QUALITY	226,725.96	34,414.74	15.18	4,878.32	187,432.90
599 MISCELLANEOUS FED. GRANT FUND	36,228.86	31,694.32	87.48	1,662.41	2,872.13
Total:	\$ 25,703,722.30	\$ 7,136,981.41		\$ 10,834,974.03	\$ 7,731,766.86

Grand Total All Funds:

\$ 74,679,672.47

\$ 14,808,490.32

\$ 14,965,819.83

\$ 44,905,362.32

July 1 Cash Balance (All Funds): \$27,114,022.90

Total MTD Receipts: \$0.00

FYTD Receipts: \$23,787,400.43

Current Cash Balance (All Funds): \$36,092,933.01

FREMONT CITY SCHOOL DISTRICT
Self-Funded Insurance Program

August 30, 2024

Beginning Balance -August 1, 2024

\$724,920.97

REVENUE

Board of Education Contributions	\$ 398,435.19
Employee Contributions	\$50,035.84
Express Scripts Rebate	\$ -

Total Revenue

\$ 448,471.03

EXPENDITURES

Medical Claims	\$ 222,707.47
Dental Claims	\$ 22,647.46
Prescription Drug Claims	\$ 185,294.06
Vision Claims	\$ 3,400.35
Administrative Fees:	\$ 92,635.09
Medical Mutual	\$ 23,416.42
Dental	
Express Scripts	\$ 1,146.55
Vision Service Plan	\$ 600.24
Stop Loss Insurance	\$ 63,994.05
Broker Fees	\$ 3,477.83

Total Expenditures

\$ 526,684.43

Monthly Profit/(Loss)

\$ (78,213.40)

Ending Balance - August 31, 2024

\$646,707.57

Start Date: 8/1/2024

End Date: 8/31/2024

FREMONT CITY SCHOOL DISTRICT

Disbursement Summary Report

Reference Number	Check Number	Type	Date	Name	Vendor #	Status	Reconcile Date	Void Date	Amount
33672		0 PAYROLL	8/5/2024	FREMONT CITY SCHOOL DISTRICT		RECONCILED	8/5/2024		\$ 1,436.80
33673		0 PAYROLL	8/2/2024	FREMONT CITY SCHOOL DISTRICT		RECONCILED	8/5/2024		895,780.51
33674		0 ACCOUNTS_PAYABLE	8/2/2024	SERS (690)	900054	RECONCILED	8/17/2024		1,727.28
33675		0 ACCOUNTS_PAYABLE	8/2/2024	STRS (691)	900053	RECONCILED	8/17/2024		17,895.86
33676		0 ACCOUNTS_PAYABLE	8/5/2024	FREMONT BOE-MEDICARE	900012	RECONCILED	8/5/2024		12,096.55
33677		0 ACCOUNTS_PAYABLE	8/5/2024	FREMONT BOE-WC	900001	RECONCILED	8/5/2024		3,409.36
33679		0 PAYROLL	8/16/2024	FREMONT CITY SCHOOL DISTRICT		RECONCILED	8/16/2024		871,986.29
33680		0 ACCOUNTS_PAYABLE	8/16/2024	FREMONT BOE-MEDICAL	900002	RECONCILED	8/16/2024		383,253.58
33681		0 ACCOUNTS_PAYABLE	8/16/2024	FREMONT BOE-DENTAL	900003	RECONCILED	8/16/2024		15,181.61
33682		0 ACCOUNTS_PAYABLE	8/16/2024	FREMONT BOE-WC	900001	RECONCILED	8/16/2024		3,313.50
33683		0 ACCOUNTS_PAYABLE	8/16/2024	STRS (691)	900053	RECONCILED	8/16/2024		19,393.00
33684		0 ACCOUNTS_PAYABLE	8/16/2024	FREMONT BOE-MEDICARE	900012	RECONCILED	8/16/2024		12,302.08
33685		0 ACCOUNTS_PAYABLE	8/16/2024	SERS (690)	900054	RECONCILED	8/16/2024		1,727.28
33763		0 PAYROLL	8/30/2024	FREMONT CITY SCHOOL DISTRICT		RECONCILED	8/30/2024		982,198.58
33764		0 ACCOUNTS_PAYABLE	8/30/2024	FREMONT BOE-MEDICARE	900012	RECONCILED	8/30/2024		14,418.29
33765		0 ACCOUNTS_PAYABLE	8/30/2024	FREMONT BOE-WC	900001	RECONCILED	8/30/2024		3,732.32
33766		0 ACCOUNTS_PAYABLE	8/30/2024	STRS (691)	900053	RECONCILED	8/30/2024		19,103.88
33767		0 ACCOUNTS_PAYABLE	8/30/2024	SERS (690)	900054	RECONCILED	8/30/2024		1,727.28
33771		0 ACCOUNTS_PAYABLE	8/30/2024	STRS	900051	RECONCILED	8/30/2024		225,944.00
33772		0 ACCOUNTS_PAYABLE	8/30/2024	SERS	900050	RECONCILED	8/30/2024		73,820.00
33565	96285	ACCOUNTS_PAYABLE	8/12/2024	ACE HARDWARE	10995	RECONCILED	8/21/2024		843.95
33586	96286	ACCOUNTS_PAYABLE	8/12/2024	ALL-PRO ELEVATOR	11131	RECONCILED	8/20/2024		1,465.00

Start Date: 8/1/2024

End Date: 8/31/2024

FREMONT CITY SCHOOL DISTRICT

Disbursement Summary Report

Reference Number	Check Number	Type	Date	Name	Vendor #	Status	Reconcile Date	Void Date	Amount
33562	96287	ACCOUNTS_PAYA BLE	8/12/2024	AMAZON CAPITAL SERVICES	15201	RECONCILED	8/20/2024		\$ 10,470.92
33567	96288	ACCOUNTS_PAYA BLE	8/12/2024	AN AERIAL VIEWPOINT LLC	16606	RECONCILED	8/21/2024		10,193.00
33580	96289	ACCOUNTS_PAYA BLE	8/12/2024	MATRIX TRUST	18803	RECONCILED	8/16/2024		10,899.46
33585	96290	ACCOUNTS_PAYA BLE	8/12/2024	BECK SUPPLIERS	22110	RECONCILED	8/16/2024		66.17
33588	96291	ACCOUNTS_PAYA BLE	8/12/2024	BROWN SUPPLY CO	26930	RECONCILED	8/16/2024		8,696.00
33576	96292	ACCOUNTS_PAYA BLE	8/12/2024	C & W AUTO SUPPLY	30515	RECONCILED	8/23/2024		887.57
33582	96293	ACCOUNTS_PAYA BLE	8/12/2024	CARDINAL BUS SALES&SERVICE INC	30706	RECONCILED	8/16/2024		81.66
33571	96294	ACCOUNTS_PAYA BLE	8/12/2024	CENTRAL FARM AND GARDEN	30731	RECONCILED	8/16/2024		5,420.71
33574	96295	ACCOUNTS_PAYA BLE	8/12/2024	COLUMBIA GAS	36505	RECONCILED	8/20/2024		3,801.65
33579	96296	ACCOUNTS_PAYA BLE	8/12/2024	CONTRACTORS EQUIP RENTAL	36555	RECONCILED	8/21/2024		31.47
33581	96297	ACCOUNTS_PAYA BLE	8/12/2024	FREMONT UNIFORM SHOPPE	38260	RECONCILED	8/20/2024		2,250.00
33572	96298	ACCOUNTS_PAYA BLE	8/12/2024	DGP PUBLISHING, INC	42022	RECONCILED	9/12/2024		935.35
33584	96299	ACCOUNTS_PAYA BLE	8/12/2024	DENICE HIRT	42510	RECONCILED	8/22/2024		120.60
33570	96300	ACCOUNTS_PAYA BLE	8/12/2024	FLINN SCIENTIFIC	65010	RECONCILED	8/16/2024		182.48
33568	96301	ACCOUNTS_PAYA BLE	8/12/2024	FORTE MUSIC INC.	66672	RECONCILED	8/16/2024		2,881.00
33593	96302	ACCOUNTS_PAYA BLE	8/12/2024	FREMONT ATHLETIC SUPPLY	68215	RECONCILED	8/15/2024		118.80
33566	96303	ACCOUNTS_PAYA BLE	8/12/2024	FREMONT WATER OFFICE	68230	RECONCILED	8/16/2024		5,929.84
33563	96304	ACCOUNTS_PAYA BLE	8/12/2024	GAME ONE	202075	RECONCILED	8/20/2024		1,056.55
33578	96305	ACCOUNTS_PAYA BLE	8/12/2024	BLUUM OF MINNESOTA, LLC	204310	RECONCILED	8/21/2024		1,037.00
33564	96306	ACCOUNTS_PAYA BLE	8/12/2024	CHRISTINA FRENCH	600088	OUTSTANDING			31.15
33577	96307	ACCOUNTS_PAYA BLE	8/12/2024	CHARLA SPOTTS	600483	RECONCILED	8/20/2024		2,250.00
33594	96308	ACCOUNTS_PAYA BLE	8/12/2024	CORI FOOS	600814	RECONCILED	8/20/2024		200.00

Start Date: 8/1/2024

End Date: 8/31/2024

FREMONT CITY SCHOOL DISTRICT

Disbursement Summary Report

Reference Number	Check Number	Type	Date	Name	Vendor #	Status	Reconcile Date	Void Date	Amount
33569	96309	ACCOUNTS_PAYA BLE	8/12/2024	AMY DAVIS	601126	RECONCILED	8/28/2024		\$ 1,150.00
33591	96310	ACCOUNTS_PAYA BLE	8/12/2024	ANN MARIE MEEK	601180	RECONCILED	8/20/2024		1,500.00
33561	96311	ACCOUNTS_PAYA BLE	8/12/2024	BLICK ART MATERIALS LLC	805038	RECONCILED	8/16/2024		10,259.85
33590	96312	ACCOUNTS_PAYA BLE	8/12/2024	CONSTRUCTION EQUIPMENT & SUPPLY LTD	975643	RECONCILED	8/21/2024		1,220.00
33573	96313	ACCOUNTS_PAYA BLE	8/12/2024	DANT CLAYTON CORPORATION	975688	RECONCILED	8/20/2024		124,600.00
33583	96314	ACCOUNTS_PAYA BLE	8/12/2024	BRICKER GRAYDON LLP	975756	RECONCILED	8/20/2024		9,729.36
33575	96315	ACCOUNTS_PAYA BLE	8/12/2024	ASHLEY RUFFING	975818	RECONCILED	8/16/2024		2,400.00
33587	96316	ACCOUNTS_PAYA BLE	8/12/2024	FOXWOOD COUNSELING & CONSULTING LLC	976046	RECONCILED	8/20/2024		5,150.00
33589	96317	ACCOUNTS_PAYA BLE	8/12/2024	DENISE GRAF	976061	RECONCILED	8/20/2024		200.00
33592	96318	ACCOUNTS_PAYA BLE	8/12/2024	EVELYN CLARK	976065	RECONCILED	8/16/2024		200.00
33621	96319	ACCOUNTS_PAYA BLE	8/12/2024	INTERSTATE BILLING SERVICE	751	RECONCILED	8/16/2024		1,069.05
33598	96320	ACCOUNTS_PAYA BLE	8/12/2024	SCHOOL SPECIALTY, LLC	22104	RECONCILED	8/21/2024		5,141.99
33604	96321	ACCOUNTS_PAYA BLE	8/12/2024	REPUBLIC SERVICES #263	26910	RECONCILED	8/23/2024		3,009.65
33609	96322	ACCOUNTS_PAYA BLE	8/12/2024	DIGITAL INSURANCE LLC	42570	RECONCILED	8/20/2024		3,477.83
33623	96323	ACCOUNTS_PAYA BLE	8/12/2024	GOLDEN GATE FINANCIAL SERVICES, LLC	75770	RECONCILED	8/20/2024		2,330.00
33616	96324	ACCOUNTS_PAYA BLE	8/12/2024	HANDY GRAFIX LLC	80655	RECONCILED	8/16/2024		508.25
33626	96325	ACCOUNTS_PAYA BLE	8/12/2024	PROMEDICA 360 HEALTH FREMONT	89767	RECONCILED	8/16/2024		150.00
33618	96326	ACCOUNTS_PAYA BLE	8/12/2024	JOHNSTONE SUPPLY	106322	RECONCILED	8/16/2024		782.74
33644	96327	ACCOUNTS_PAYA BLE	8/12/2024	KUNS NORTHCOAST SECURITY	130725	RECONCILED	8/16/2024		55.00
33610	96328	ACCOUNTS_PAYA BLE	8/12/2024	METROTEX TEXTILE RENTAL LLC	132860	RECONCILED	8/23/2024		357.20
33636	96329	ACCOUNTS_PAYA BLE	8/12/2024	MOSSER CONSTRUCTION	138701	RECONCILED	8/16/2024		28,190.33

Start Date: 8/1/2024

End Date: 8/31/2024

FREMONT CITY SCHOOL DISTRICT

Disbursement Summary Report

Reference Number	Check Number	Type	Date	Name	Vendor #	Status	Reconcile Date	Void Date	Amount
33599	96330	ACCOUNTS_PAYA BLE	8/12/2024	NASCO	140804	RECONCILED	8/16/2024		\$ 551.07
33620	96331	ACCOUNTS_PAYA BLE	8/12/2024	OSUPPLIES.COM	153396	RECONCILED	8/16/2024		822.49
33602	96332	ACCOUNTS_PAYA BLE	8/12/2024	OASSA	153427	RECONCILED	8/16/2024		590.00
33611	96333	ACCOUNTS_PAYA BLE	8/12/2024	OASPA TREASURER, MARION STOUT	153432	RECONCILED	9/18/2024		100.00
33641	96334	ACCOUNTS_PAYA BLE	8/12/2024	OHIO SCHOOL BOARD ASSOCIATION	153438	RECONCILED	8/20/2024		1,750.00
33613	96335	ACCOUNTS_PAYA BLE	8/12/2024	OHIO SCHOOLS COUNCIL	154320	RECONCILED	8/22/2024		14,000.00
33615	96336	ACCOUNTS_PAYA BLE	8/12/2024	PALMER BROS.	160513	RECONCILED	8/20/2024		2,109.13
33625	96337	ACCOUNTS_PAYA BLE	8/12/2024	PEPSI-COLA	162612	RECONCILED	8/16/2024		742.69
33632	96338	ACCOUNTS_PAYA BLE	8/12/2024	PHAZE I	162722	RECONCILED	8/20/2024		375.00
33608	96339	ACCOUNTS_PAYA BLE	8/12/2024	POSTMASTER	166805	RECONCILED	8/28/2024		219.00
33627	96340	ACCOUNTS_PAYA BLE	8/12/2024	RIDDELL/ALL AMERICAN SPORTS CO	182810	RECONCILED	8/20/2024		367.45
33597	96341	ACCOUNTS_PAYA BLE	8/12/2024	SABROSKE ELECTRIC	190005	RECONCILED	8/16/2024		264.66
33634	96342	ACCOUNTS_PAYA BLE	8/12/2024	S & S HAULING & EXCAVATING	190875	RECONCILED	8/21/2024		6,842.50
33614	96343	ACCOUNTS_PAYA BLE	8/12/2024	SAVVAS LEARNING COMPANY LLC	190878	RECONCILED	8/16/2024		25,946.50
33603	96344	ACCOUNTS_PAYA BLE	8/12/2024	SCHOOL HEALTH CORP.	191328	RECONCILED	8/16/2024		1,716.22
33601	96345	ACCOUNTS_PAYA BLE	8/12/2024	SHEETS SUPPLY	193112	RECONCILED	8/21/2024		2,776.12
33633	96346	ACCOUNTS_PAYA BLE	8/12/2024	SHERWIN WILLIAMS PAINT	193280	RECONCILED	8/20/2024		56.49
33635	96347	ACCOUNTS_PAYA BLE	8/12/2024	SHI INTERNATIONAL CORP	193409	RECONCILED	8/20/2024		11,970.00
33606	96348	ACCOUNTS_PAYA BLE	8/12/2024	KIMBALL MIDWEST	270016	RECONCILED	8/16/2024		2,335.19
33617	96349	ACCOUNTS_PAYA BLE	8/12/2024	PAUL L. SILCOX	276981	RECONCILED	8/20/2024		2,100.00
33643	96350	ACCOUNTS_PAYA BLE	8/12/2024	SAFETY-KLEEN SYSTEMS, INC	286790	RECONCILED	8/16/2024		2,731.85
33605	96351	ACCOUNTS_PAYA	8/12/2024	S.A. COMUNALE	307999	RECONCILED	8/16/2024		5,148.00

Start Date: 8/1/2024

End Date: 8/31/2024

FREMONT CITY SCHOOL DISTRICT

Disbursement Summary Report

Reference Number	Check Number	Type	Date	Name	Vendor #	Status	Reconcile Date	Void Date	Amount
		BLE		CO., INC.					
33622	96352	ACCOUNTS_PAYA	8/12/2024	SHERRY WAGNER	600544	RECONCILED	9/12/2024		\$ 200.00
		BLE							
33638	96353	ACCOUNTS_PAYA	8/12/2024	MICHAEL SCHWARTZ	600566	VOID		2/19/2025	198.27
		BLE							
33607	96354	ACCOUNTS_PAYA	8/12/2024	GALLOPADE INTERNATIONAL, INC.	867764	RECONCILED	8/21/2024		9,973.66
		BLE							
33596	96355	ACCOUNTS_PAYA	8/12/2024	MCGRAW HILL LLC	975566	RECONCILED	8/16/2024		33,076.87
		BLE							
33629	96356	ACCOUNTS_PAYA	8/12/2024	READY TO HAUL, LLC	975632	RECONCILED	8/16/2024		7,264.00
		BLE							
33630	96357	ACCOUNTS_PAYA	8/12/2024	LASERLINE	975636	RECONCILED	8/16/2024		2,100.00
		BLE							
33639	96358	ACCOUNTS_PAYA	8/12/2024	RESILIENCE THERAPY SERVICES, LLC.	975661	RECONCILED	8/27/2024		3,457.52
		BLE							
33624	96359	ACCOUNTS_PAYA	8/12/2024	LORETTA COIL	975809	RECONCILED	8/20/2024		200.00
		BLE							
33600	96360	ACCOUNTS_PAYA	8/12/2024	KARLY CROSS	975816	RECONCILED	8/20/2024		200.00
		BLE							
33640	96361	ACCOUNTS_PAYA	8/12/2024	PERRY PRO TECH, INC	975824	RECONCILED	8/20/2024		259.00
		BLE							
33628	96362	ACCOUNTS_PAYA	8/12/2024	HILL INTERNATIONAL TRUCKS, LLC	975873	RECONCILED	8/20/2024		1,021.67
		BLE							
33595	96363	ACCOUNTS_PAYA	8/12/2024	KIDS DISCOVER, LLC	976047	RECONCILED	9/12/2024		131.67
		BLE							
33642	96364	ACCOUNTS_PAYA	8/12/2024	INTERIOR SUPPLY, INC	976056	RECONCILED	8/16/2024		3,895.36
		BLE							
33619	96365	ACCOUNTS_PAYA	8/12/2024	KEISHA KUNS	976060	RECONCILED	9/12/2024		200.00
		BLE							
33631	96366	ACCOUNTS_PAYA	8/12/2024	PAM HINES	976063	RECONCILED	10/7/2024		200.00
		BLE							
33637	96367	ACCOUNTS_PAYA	8/12/2024	MELISSA BIRO	976064	RECONCILED	9/24/2024		200.00
		BLE							
33612	96368	ACCOUNTS_PAYA	8/12/2024	JENNY FREEH	976067	RECONCILED	8/20/2024		200.00
		BLE							
33646	96369	ACCOUNTS_PAYA	8/12/2024	THENDESIGN ARCHITECTURE LTD	142906	RECONCILED	8/21/2024		3,080.23
		BLE							
33649	96370	ACCOUNTS_PAYA	8/12/2024	SIESEL DISTRIBUTING LLC	193401	RECONCILED	8/22/2024		16,554.77
		BLE							
33661	96371	ACCOUNTS_PAYA	8/12/2024	SMILEY TIRE & RETREADING CO.	196109	RECONCILED	8/24/2024		50.00
		BLE							
33647	96372	ACCOUNTS_PAYA	8/12/2024	STAPLES	198024	RECONCILED	8/16/2024		665.21
		BLE							

Start Date: 8/1/2024

End Date: 8/31/2024

FREMONT CITY SCHOOL DISTRICT

Disbursement Summary Report

Reference Number	Check Number	Type	Date	Name	Vendor #	Status	Reconcile Date	Void Date	Amount
33652	96373	ACCOUNTS_PAYA BLE	8/12/2024	STREACKER TRACTOR SALES, INC	198405	RECONCILED	8/17/2024		\$ 132.95
33645	96374	ACCOUNTS_PAYA BLE	8/12/2024	TIFFIN PAPER CO	204325	RECONCILED	8/16/2024		7,781.00
33651	96375	ACCOUNTS_PAYA BLE	8/12/2024	TRANSPORTATIO N ACCESSORIES COMPANY, INC.	207001	RECONCILED	8/23/2024		386.36
33655	96376	ACCOUNTS_PAYA BLE	8/12/2024	ULINE	215319	RECONCILED	8/21/2024		1,273.98
33658	96377	ACCOUNTS_PAYA BLE	8/12/2024	UNIVERSAL FARMS LLC	215340	RECONCILED	8/16/2024		32.00
33660	96378	ACCOUNTS_PAYA BLE	8/12/2024	UNIFIRST CORPORATION	215356	RECONCILED	8/20/2024		291.87
33653	96379	ACCOUNTS_PAYA BLE	8/12/2024	U.S. AWARDS, INC.	215461	RECONCILED	8/16/2024		444.33
33657	96380	ACCOUNTS_PAYA BLE	8/12/2024	VAUGHN INDUSTRIES, LLC	220525	RECONCILED	8/16/2024		83,318.45
33650	96381	ACCOUNTS_PAYA BLE	8/12/2024	WILHELM AUTO PARTS	234509	RECONCILED	8/16/2024		64.99
33656	96382	ACCOUNTS_PAYA BLE	8/12/2024	SUSAN DAVIS	278987	RECONCILED	8/21/2024		200.00
33648	96383	ACCOUNTS_PAYA BLE	8/12/2024	TOFT DAIRY	288609	RECONCILED	8/16/2024		11,565.33
33654	96384	ACCOUNTS_PAYA BLE	8/12/2024	WOOD COUNTY EDUCATIONAL	308612	RECONCILED	8/16/2024		6,813.60
33659	96385	ACCOUNTS_PAYA BLE	8/12/2024	SUE KUSMER	976062	RECONCILED	8/21/2024		200.00
33664	96386	ACCOUNTS_PAYA BLE	8/13/2024	BDI	20199	RECONCILED	8/22/2024		40.15
33667	96387	ACCOUNTS_PAYA BLE	8/13/2024	CROWN BATTERY MFG. CO.	37730	RECONCILED	8/21/2024		375.00
33669	96388	ACCOUNTS_PAYA BLE	8/13/2024	DELL MARKETING LP	42030	RECONCILED	8/20/2024		104,651.45
33662	96389	ACCOUNTS_PAYA BLE	8/13/2024	LOWE'S	126893	RECONCILED	8/21/2024		639.74
33665	96390	ACCOUNTS_PAYA BLE	8/13/2024	TREASURER STATE OF OHIO	153408	RECONCILED	8/24/2024		863.00
33671	96391	ACCOUNTS_PAYA BLE	8/13/2024	SELKING INTERNATIONAL	191625	RECONCILED	8/21/2024		225.91
33670	96392	ACCOUNTS_PAYA BLE	8/13/2024	STAPLES	198024	RECONCILED	8/21/2024		356.86
33668	96393	ACCOUNTS_PAYA BLE	8/13/2024	GORDON FOOD SERVICE	283610	RECONCILED	8/20/2024		1,227.43
33666	96394	ACCOUNTS_PAYA BLE	8/13/2024	IMPERIALDADE	975709	RECONCILED	8/20/2024		1,687.75
33663	96395	ACCOUNTS_PAYA BLE	8/13/2024	STRAUSE REFRIGERATION,	975729	RECONCILED	8/20/2024		1,031.75

Start Date: 8/1/2024

End Date: 8/31/2024

FREMONT CITY SCHOOL DISTRICT

Disbursement Summary Report

Reference Number	Check Number	Type	Date	Name	Vendor #	Status	Reconcile Date	Void Date	Amount
				INC.					
33678	96396	ACCOUNTS_PAYA BLE	8/16/2024	CROGHAN COLONIAL BANK	37728	RECONCILED	8/16/2024		\$ 1,500.00
33697	96397	ACCOUNTS_PAYA BLE	8/20/2024	POSTMASTER	166805	RECONCILED	8/30/2024		219.00
33698	96398	ACCOUNTS_PAYA BLE	8/20/2024	POSTMASTER	166805	RECONCILED	9/12/2024		1,644.54
33699	96399	ACCOUNTS_PAYA BLE	8/21/2024	OLE ZIM'S WAGON SHED	153447	RECONCILED	8/28/2024		7,930.00
33701	96400	ACCOUNTS_PAYA BLE	8/22/2024	AT&T(SERVICE)	17978	RECONCILED	8/29/2024		1,508.60
33700	96401	ACCOUNTS_PAYA BLE	8/22/2024	AT & T	190912	RECONCILED	8/28/2024		4,735.80
33702	96402	ACCOUNTS_PAYA BLE	8/22/2024	AT&T(LONG DISTANCE)	190916	RECONCILED	8/28/2024		153.63
33711	96403	ACCOUNTS_PAYA BLE	8/26/2024	GENA HINELINE	680	RECONCILED	8/28/2024		16.98
33714	96404	ACCOUNTS_PAYA BLE	8/26/2024	ACCO BRANDS USA, LLC	11005	RECONCILED	9/12/2024		302.24
33705	96405	ACCOUNTS_PAYA BLE	8/26/2024	AMAZON CAPITAL SERVICES	15201	VOID		8/26/2024	10,943.66
33707	96406	ACCOUNTS_PAYA BLE	8/26/2024	APPLE INC	16629	RECONCILED	9/12/2024		5,196.00
33715	96407	ACCOUNTS_PAYA BLE	8/26/2024	BEL-AIRE CLEANERS LLC	22289	RECONCILED	9/12/2024		1,559.35
33709	96408	ACCOUNTS_PAYA BLE	8/26/2024	BRINDZA, MCINTYRE & SEED LLP	26870	RECONCILED	9/12/2024		1,162.95
33718	96409	ACCOUNTS_PAYA BLE	8/26/2024	BULK BOOKSTORE	28703	RECONCILED	9/12/2024		541.84
33722	96410	ACCOUNTS_PAYA BLE	8/26/2024	C & W AUTO SUPPLY	30515	RECONCILED	8/30/2024		704.09
33726	96411	ACCOUNTS_PAYA BLE	8/26/2024	CROWN BATTERY MFG. CO.	37730	RECONCILED	9/12/2024		1,099.26
33721	96412	ACCOUNTS_PAYA BLE	8/26/2024	CRISIS PREVENTION INST.	38710	RECONCILED	8/30/2024		899.60
33712	96413	ACCOUNTS_PAYA BLE	8/26/2024	DELL MARKETING LP	42030	RECONCILED	8/30/2024		5,402.96
33724	96414	ACCOUNTS_PAYA BLE	8/26/2024	FASTENAL	60641	RECONCILED	9/12/2024		725.80
33720	96415	ACCOUNTS_PAYA BLE	8/26/2024	FREMONT AUTO PARTS	68220	RECONCILED	8/29/2024		114.12
33713	96416	ACCOUNTS_PAYA BLE	8/26/2024	FREMONT FENCE & GUARD RAIL CO.	68236	RECONCILED	9/12/2024		4,227.00
33704	96417	ACCOUNTS_PAYA	8/26/2024	AMERICAN	153425	RECONCILED	9/12/2024		77,721.72

Start Date: 8/1/2024

End Date: 8/31/2024

FREMONT CITY SCHOOL DISTRICT

Disbursement Summary Report

Reference Number	Check Number	Type	Date	Name	Vendor #	Status	Reconcile Date	Void Date	Amount
		BLE		ELECTRIC POWER					
33730	96418	ACCOUNTS_PAYA	8/26/2024	Continued.com, LLC	196192	RECONCILED	10/10/2024		\$ 801.00
33717	96419	ACCOUNTS_PAYA	8/26/2024	BLUUM OF MINNESOTA, LLC	204310	RECONCILED	9/12/2024		26,382.00
33716	96420	ACCOUNTS_PAYA	8/26/2024	KIMBALL MIDWEST	270016	RECONCILED	8/30/2024		262.64
33723	96421	ACCOUNTS_PAYA	8/26/2024	CLEANING AND SUCH, LTD	345672	RECONCILED	9/12/2024		175.00
33727	96422	ACCOUNTS_PAYA	8/26/2024	JESSICA MICHEL	600147	RECONCILED	8/29/2024		45.69
33725	96423	ACCOUNTS_PAYA	8/26/2024	JON DETWILER	600571	RECONCILED	9/17/2024		17.15
33719	96424	ACCOUNTS_PAYA	8/26/2024	CHAD BERNDT	600674	RECONCILED	9/12/2024		280.06
33706	96425	ACCOUNTS_PAYA	8/26/2024	BLICK ART MATERIALS LLC	805038	RECONCILED	9/12/2024		6,475.16
33728	96426	ACCOUNTS_PAYA	8/26/2024	CONSTRUCTION EQUIPMENT & SUPPLY LTD	975643	RECONCILED	8/30/2024		135.00
33710	96427	ACCOUNTS_PAYA	8/26/2024	AGPARTS WORLDWIDE, INC.	975677	RECONCILED	8/30/2024		358.70
33729	96428	ACCOUNTS_PAYA	8/26/2024	HILL INTERNATIONAL TRUCKS, LLC	975873	RECONCILED	8/30/2024		2,997.31
33708	96429	ACCOUNTS_PAYA	8/26/2024	DUC CORPORATION	976057	RECONCILED	9/21/2024		2,529.10
33741	96430	ACCOUNTS_PAYA	8/26/2024	PALADIN PROTECTIVE SYSTEMS, INC.	248	RECONCILED	8/30/2024		3,840.00
33736	96431	ACCOUNTS_PAYA	8/26/2024	NCS PEARSON INC	11127	RECONCILED	8/30/2024		1,409.86
33731	96432	ACCOUNTS_PAYA	8/26/2024	SCHOOL SPECIALTY, LLC	22104	RECONCILED	9/12/2024		3,494.69
33742	96433	ACCOUNTS_PAYA	8/26/2024	KROGERS	117605	RECONCILED	8/30/2024		152.10
33752	96434	ACCOUNTS_PAYA	8/26/2024	KUNS NORTHCOAST SECURITY	130725	RECONCILED	8/30/2024		79.20
33732	96435	ACCOUNTS_PAYA	8/26/2024	MILLCRAFT	134572	RECONCILED	8/30/2024		3,690.00
33734	96436	ACCOUNTS_PAYA	8/26/2024	MOSSER CONSTRUCTION	138701	RECONCILED	8/29/2024		145,178.53
33755	96437	ACCOUNTS_PAYA	8/26/2024	ROCHESTER 100 INC.	184899	RECONCILED	9/12/2024		543.75
33758	96438	ACCOUNTS_PAYA	8/26/2024	S & S HAULING &	190875	RECONCILED	9/12/2024		11,830.00

Start Date: 8/1/2024

End Date: 8/31/2024

FREMONT CITY SCHOOL DISTRICT

Disbursement Summary Report

Reference Number	Check Number	Type	Date	Name	Vendor #	Status	Reconcile Date	Void Date	Amount
		BLE		EXCAVATING					
33747	96439	ACCOUNTS_PAYA	8/26/2024	SCHOOL	191120	RECONCILED	8/30/2024		\$ 1,917.34
		BLE		DATEBOOKS, INC.					
33757	96440	ACCOUNTS_PAYA	8/26/2024	SCHOOL HEALTH	191328	RECONCILED	9/12/2024		55.28
		BLE		CORP.					
33735	96441	ACCOUNTS_PAYA	8/26/2024	SIESEL	193401	RECONCILED	8/30/2024		4,687.73
		BLE		DISTRIBUTING					
		BLE		LLC					
33740	96442	ACCOUNTS_PAYA	8/26/2024	SMILEY TIRE &	196109	RECONCILED	8/30/2024		9,054.96
		BLE		RETREADING CO.					
33738	96443	ACCOUNTS_PAYA	8/26/2024	STAPLES	198024	RECONCILED	9/12/2024		1,235.64
		BLE							
33753	96444	ACCOUNTS_PAYA	8/26/2024	STAPLES	198028	RECONCILED	8/30/2024		1,429.97
		BLE		TECHNOLOGY					
		BLE		SOLUTIONS					
33739	96445	ACCOUNTS_PAYA	8/26/2024	TRANSPORTATIO	207001	VOID		8/26/2024	448.78
		BLE		N ACCESSORIES					
		BLE		COMPANY, INC.					
33748	96446	ACCOUNTS_PAYA	8/26/2024	MR LIGHTBULB	207010	RECONCILED	9/12/2024		686.25
		BLE							
33743	96447	ACCOUNTS_PAYA	8/26/2024	UIS INSURANCE	215311	RECONCILED	8/30/2024		198,793.00
		BLE		& INVESTMENTS					
33745	96448	ACCOUNTS_PAYA	8/26/2024	UNIFIRST	215356	RECONCILED	8/30/2024		208.78
		BLE		CORPORATION					
33737	96449	ACCOUNTS_PAYA	8/26/2024	WESTERN	236725	RECONCILED	9/12/2024		1,425.20
		BLE		PSYCHOLOGICAL					
		BLE		SERVICES					
33733	96450	ACCOUNTS_PAYA	8/26/2024	S.A. COMUNALE	307999	RECONCILED	8/30/2024		1,788.00
		BLE		CO., INC.					
33749	96451	ACCOUNTS_PAYA	8/26/2024	BLICK ART	805038	RECONCILED	9/12/2024		657.12
		BLE		MATERIALS LLC					
33746	96452	ACCOUNTS_PAYA	8/26/2024	NOREGON	975555	RECONCILED	8/30/2024		1,300.00
		BLE		SYSTEMS LLC					
33754	96453	ACCOUNTS_PAYA	8/26/2024	MCGRAW HILL	975566	RECONCILED	8/30/2024		172.36
		BLE		LLC					
33744	96454	ACCOUNTS_PAYA	8/26/2024	IMPERIALDADE	975709	RECONCILED	8/30/2024		795.86
		BLE							
33750	96455	ACCOUNTS_PAYA	8/26/2024	THE PARENT	975853	RECONCILED	9/12/2024		249.00
		BLE		INSTITUTE					
33751	96456	ACCOUNTS_PAYA	8/26/2024	TONYA K. JACOBS	976001	RECONCILED	9/12/2024		1,600.00
		BLE							
33756	96457	ACCOUNTS_PAYA	8/26/2024	NPI AUDIO	976007	RECONCILED	8/30/2024		765.45
		BLE		VISUAL					
		BLE		SOLUTIONS					
33759	96458	ACCOUNTS_PAYA	8/26/2024	AMAZON	15201	RECONCILED	9/12/2024		10,943.06
		BLE		CAPITAL					
		BLE		SERVICES					
33760	96459	ACCOUNTS_PAYA	8/26/2024	TRANSPORTATIO	207001	RECONCILED	8/30/2024		442.78

Start Date: 8/1/2024

End Date: 8/31/2024

FREMONT CITY SCHOOL DISTRICT

Disbursement Summary Report

Reference Number	Check Number	Type	Date	Name	Vendor #	Status	Reconcile Date	Void Date	Amount
		BLE		N ACCESSORIES COMPANY, INC.					
33761	96460	ACCOUNTS_PAYA	8/26/2024	PEPSI-COLA	162612	RECONCILED	8/30/2024		\$ 962.52
		BLE							
33762	96461	ACCOUNTS_PAYA	8/26/2024	SCHOOL HEALTH CORP.	191328	RECONCILED	9/12/2024		1,574.85
		BLE							
33768	96462	ACCOUNTS_PAYA	8/29/2024	SHEENA WITMER	976073	RECONCILED	9/12/2024		513.18
		BLE							
33770	96463	REFUND	8/30/2024	Marlo Mayle	976074	RECONCILED	9/12/2024		25.26
33691	1000313	ACCOUNTS_PAYA	8/7/2024	TREASURER STATE OF OHIO	153382	RECONCILED	8/16/2024		1,086.75
		BLE							
33690	1000314	ACCOUNTS_PAYA	8/5/2024	QUADIENT LEASING USA, INC	178401	RECONCILED	8/16/2024		1,102.44
		BLE							
33689	1000315	ACCOUNTS_PAYA	8/14/2024	FIRST ENERGY	206505	RECONCILED	8/16/2024		6,742.30
		BLE							
33688	1000316	ACCOUNTS_PAYA	8/2/2024	TRACTOR SUPPLY	206890	RECONCILED	8/16/2024		121.98
		BLE							
33686	1000317	ACCOUNTS_PAYA	8/7/2024	VERIZON WIRELESS	220521	RECONCILED	8/16/2024		1,194.52
		BLE							
33687	1000318	ACCOUNTS_PAYA	8/5/2024	GOOGLE LLC	975932	RECONCILED	8/16/2024		12.53
		BLE							
33692	1000319	ACCOUNTS_PAYA	8/19/2024	O'REILLY AUTOMOTIVE, INC	156600	RECONCILED	8/19/2024		230.53
		BLE							
33693	1000320	ACCOUNTS_PAYA	8/16/2024	US BANK	975839	RECONCILED	8/16/2024		5,736.15
		BLE							
33694	1000321	ACCOUNTS_PAYA	8/5/2024	KEITH FABER	279170	RECONCILED	8/5/2024		1,722.00
		BLE							
33695	1000322	ACCOUNTS_PAYA	8/19/2024	MCMILLAN SIGNS	275319	RECONCILED	8/19/2024		15.00
		BLE							
33696	1000323	ACCOUNTS_PAYA	8/1/2024	BANK OF NEW YORK MELLON	900019	RECONCILED	8/1/2024		1,650.00
		BLE							
33703	1000324	ACCOUNTS_PAYA	8/22/2024	JOHN DEERE FINANCIAL	220	RECONCILED	8/23/2024		447.58
		BLE							
33769	1000325	ACCOUNTS_PAYA	8/29/2024	GORDON FOOD SERVICE	972251	RECONCILED	8/29/2024		10,101.23
		BLE							
33777	1000326	ACCOUNTS_PAYA	8/30/2024	MEDICAL MUTUAL OF OHIO	900011	RECONCILED	8/30/2024		222,707.47
		BLE							
33776	1000327	ACCOUNTS_PAYA	8/30/2024	GUARDIAN INSURANCE	900013	RECONCILED	8/30/2024		22,647.46
		BLE							
33775	1000328	ACCOUNTS_PAYA	8/30/2024	VSP VISION PLAN	900017	RECONCILED	8/30/2024		4,000.59
		BLE							
33773	1000329	ACCOUNTS_PAYA	8/30/2024	EXPRESS SCRIPTS, INC	900022	RECONCILED	8/30/2024		186,440.61
		BLE							
33774	1000330	ACCOUNTS_PAYA	8/30/2024	P & A GROUP	900024	RECONCILED	8/30/2024		13,080.75
		BLE							

Start Date: 8/1/2024

End Date: 8/31/2024

FREMONT CITY SCHOOL DISTRICT Disbursement Summary Report

Reference Number	Check Number	Type	Date	Name	Vendor #	Status	Reconcile Date	Void Date	Amount
33778	1000331	ACCOUNTS_PAYA BLE	8/30/2024	MUTUAL HEALTH SERVICES	976058	VOID		8/30/2024	\$ 1,183.50
33779	1000332	ACCOUNTS_PAYA BLE	8/30/2024	MUTUAL HEALTH SERVICES	976058	VOID		8/30/2024	102,986.95
33780	1000333	ACCOUNTS_PAYA BLE	8/30/2024	MUTUAL HEALTH SERVICES	976058	RECONCILED	8/30/2024		23,416.42
33781	1000334	ACCOUNTS_PAYA BLE	8/30/2024	MUTUAL HEALTH SERVICES	976058	RECONCILED	8/30/2024		63,994.05
Grand Total									\$ 5,473,365.38