

FREMONT
City
Schools



JANUARY FY24

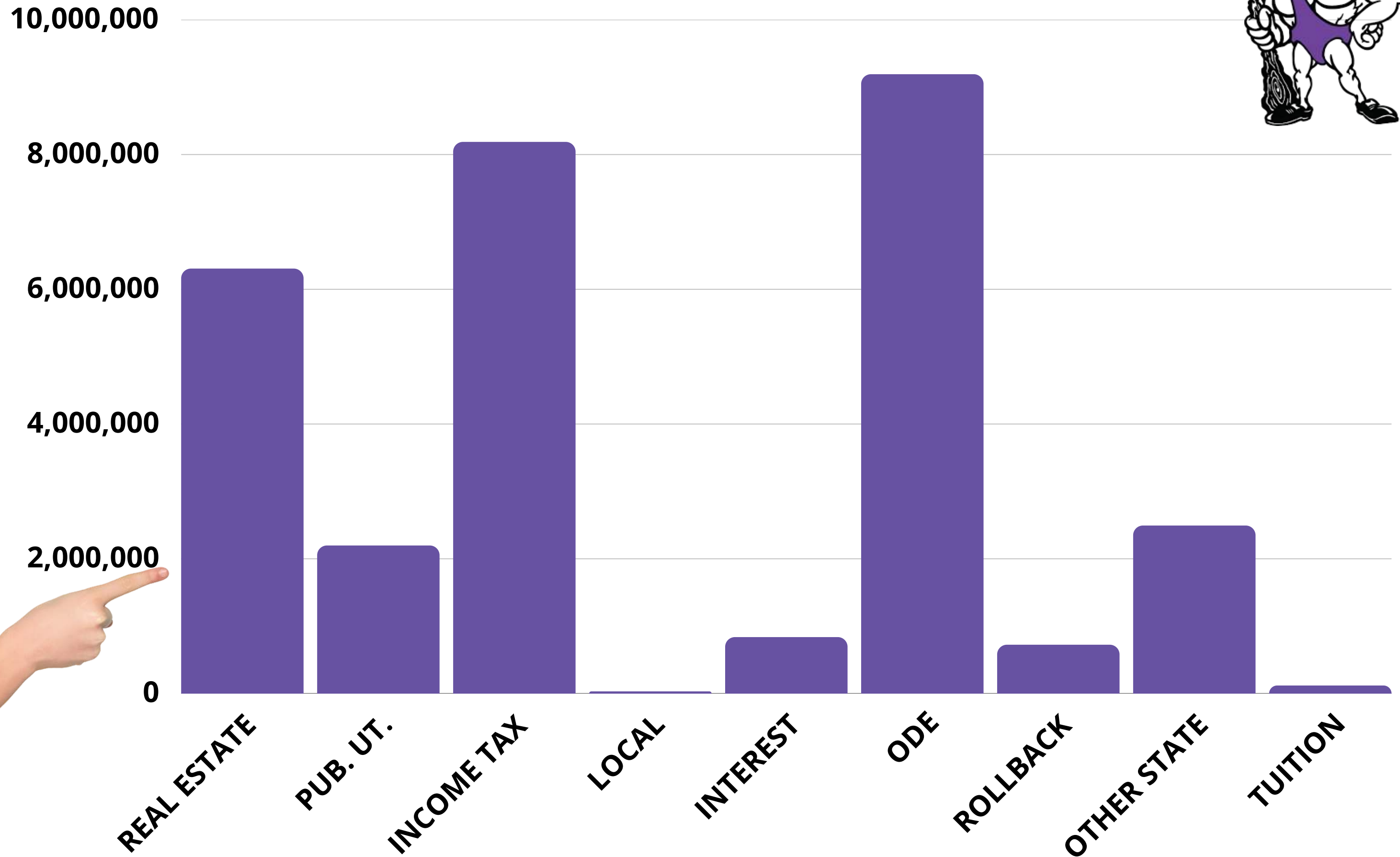

MEGAN PARKHURST, TREASURER

MONTHLY

FINANCIAL

REPORT

REVENUE SNAPSHOT





- The Governor's version of the state budget has been released!
 - Year 1 (FY26) shows Fremont City Schools receiving just over \$700,000 in additional revenue and Year 2 (FY27) shows an increase of \$650,000.
 - We are not counting on these funds yet! There is still a long way to go in the budget journey.
- HB15 / SB2
 - There is language will make some public utility property taxes exempt. There has not yet been simulations released on this, so we do not yet know the impact.



REVENUES

OVERALL UP 13.4%

EXPENSE SNAPSHOT



20,000,000

15,000,000

10,000,000

5,000,000

0



SALARIES

BENEFITS

PURCHASED SERV.

SUPPLIES

EQUIP.

OTHER

TRANSFERS



EXPENSES

- **We are coming off of a 3 pay month and last year our 3 pay month was in March. This is going to cause salaries to appear higher for the next two months.**
- **Equipment - Last year we had a security upgrade to the administration building (for \$19,000). This is going into the reason why we are down in equipment expenses for the year.**



OVERALL EXPENSE UP 8.44%



OVERALL



CURRENT CASH (General Fund)

\$11,708,105

True Days Cash

85 Days

FREMONT
City
Schools



JANUARY FY24

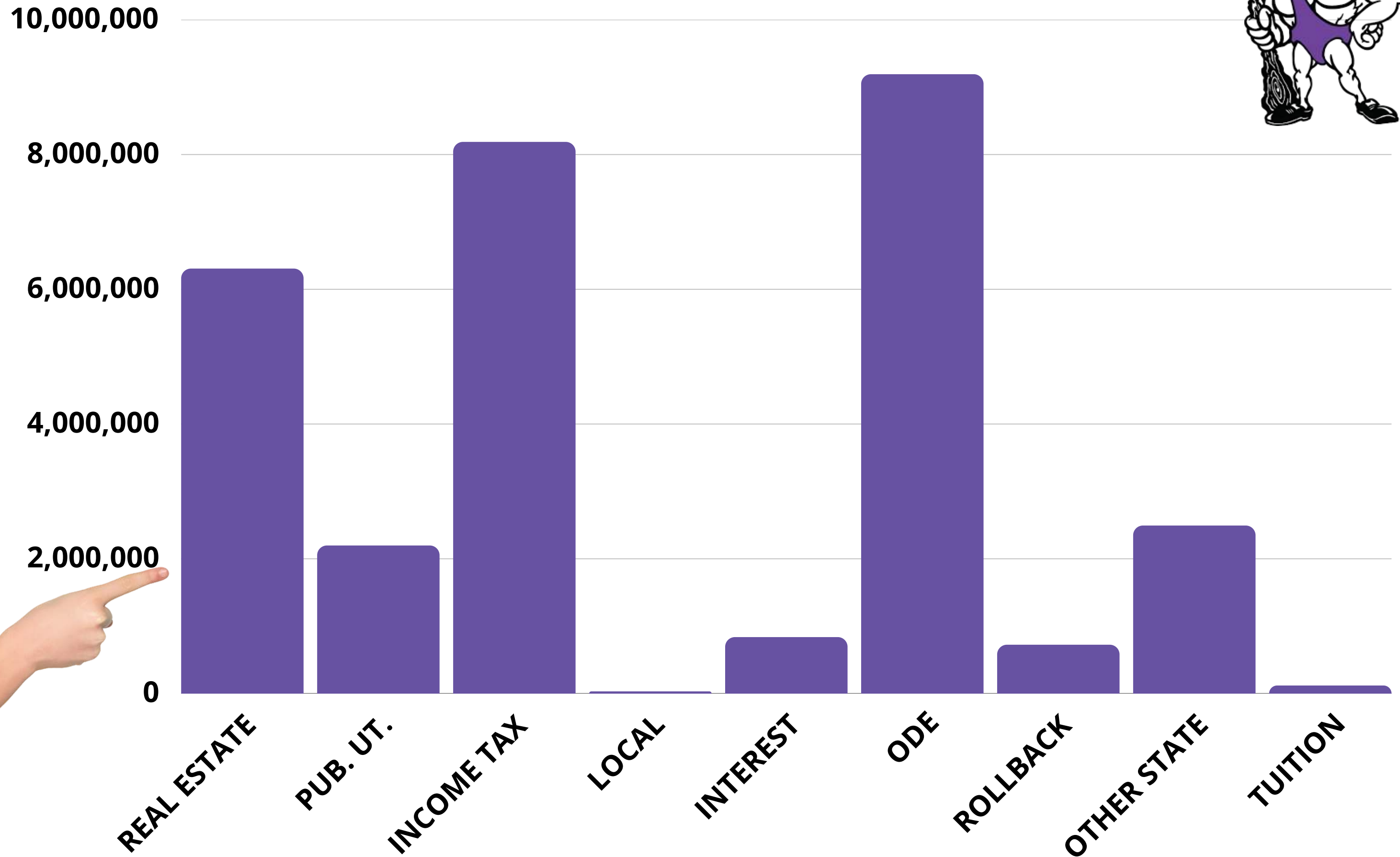

MEGAN PARKHURST, TREASURER

MONTHLY

FINANCIAL

REPORT

REVENUE SNAPSHOT





- The Governor's version of the state budget has been released!
 - Year 1 (FY26) shows Fremont City Schools receiving just over \$700,000 in additional revenue and Year 2 (FY27) shows an increase of \$650,000.
 - We are not counting on these funds yet! There is still a long way to go in the budget journey.
- HB15 / SB2
 - There is language will make some public utility property taxes exempt. There has not yet been simulations released on this, so we do not yet know the impact.



REVENUES

OVERALL UP 13.4%

EXPENSE SNAPSHOT



20,000,000

15,000,000

10,000,000

5,000,000

0



SALARIES

BENEFITS

PURCHASED SERV.

SUPPLIES

EQUIP.

OTHER

TRANSFERS

EXPENSES

- **We are coming off of a 3 pay month and last year our 3 pay month was in March. This is going to cause salaries to appear higher for the next two months.**
- **Equipment - Last year we had a security upgrade to the administration building (for \$19,000). This is going into the reason why we are down in equipment expenses for the year.**



OVERALL EXPENSE UP 8.44%



OVERALL



CURRENT CASH (General Fund)

\$11,708,105

True Days Cash

85 Days

General Fund Report

FREMONT CITY SCHOOL DISTRICT

FYTD Through 1-31-2025

REVENUES	BUDGET FY24-25	BUDGET 7 Months in	CURRENT 24-25	PRIOR YR FY23-24	For the Year Increase/(Decrease)	Percent Change
Real Estate Taxes	\$11,873,588	\$6,926,260	\$6,307,410	\$6,658,640	(\$351,230)	-5.27%
Tangible Personal Property Taxes	\$4,193,803	\$2,446,385	\$2,197,334	\$0	\$2,197,334	-100%
Income Tax	\$11,078,418	\$6,462,410	\$8,187,680	\$7,788,967	\$398,713	5.12%
Other Receipts - Local	\$58,598	\$34,182	\$31,790	\$35,203	(\$3,413)	-9.70%
Tuition & Open Enrollment	\$375,001	\$218,751	\$136,599	\$150,217	(\$13,618)	-9.07%
Other Receipts - Local	\$100,641	\$58,707	\$74,585	\$73,792	\$793	1.07%
Interest Income	\$1,232,194	\$718,780	\$837,578	\$490,134	\$347,445	70.89%
State Funding	\$15,554,115	\$9,073,234	\$9,192,263	\$8,888,014	\$304,250	3.42%
Rollback & Homestead	\$1,452,526	\$847,307	\$724,429	\$708,274	\$16,155	2.28%
Other Receipts - State	\$4,012,183	\$2,340,440	\$2,493,424	\$1,833,036	\$660,388	36.03%
TOTAL REVENUE	\$49,931,067	\$29,126,455	\$30,199,287	\$26,630,683	\$3,568,604	13.40%
EXPENSES						
Salaries & Wages	\$24,854,747	\$14,498,602	\$15,345,749	\$13,438,291	\$1,907,458	14.19%
Fringe Benefits	\$10,262,315	\$5,986,350	\$5,839,739	\$5,754,768	\$84,971	1.48%
Purchased Services	\$7,749,753	\$4,520,690	\$3,903,965	\$3,488,515	\$415,449	11.91%
Supplies	\$1,288,475	\$751,610	\$681,002	\$796,090	(\$115,088)	-14.46%
Equipment & Capital Purchases	\$453,072	\$264,292	\$28,567	\$89,524	(\$60,957)	-68.09%
Other Objects	\$932,626	\$544,032	\$535,264	\$717,199	(\$181,934)	-25.37%
Transfers Out	\$3,000,000	\$1,750,000	\$0	\$0	\$0	0%
TOTAL EXPENSES	\$48,540,988	\$28,315,576	\$26,334,286	\$24,284,388	\$2,049,899	8.44%

CASH FLOW			
FYTD through 1-31-2025			
	24-25	23-24	DIFFERENCE
Total General Fund Receipts	\$30,199,287	\$26,630,683	\$3,568,604
Total General Fund Expenditures	\$26,334,286	\$24,284,388	\$2,049,899
NET CASH FLOW	\$3,865,001	\$2,346,295	\$1,518,705

Gross Depository Balances:

Croghan - Operating Fund Old and New	\$3,647,359.15
StarOhio - District Funds (27017)	\$5,552,322.96
StarOhio - State Building Funds (73142)	\$1,780,134.74
Croghan - E-Bay Auction Fund	\$928.55
Croghan - Flex Benefit Account	\$13,483.83
Fifth Third Investments (069-181798)	\$14,409,694.14
Old Fort Bank Savings (6246)	\$31,836.47
Old Fort Bank Bond CDs (3)	\$226,825.34
Reserve both old and new	\$3,479,494.33

Total Depository Balances (Gross) \$29,142,079.51

Adjustments to Bank Balance:

Cash in Transit to Bank	\$0.00
Outstanding Checks	(\$92,219.98)
Adjustments:	
DragonFly	\$18,224.36
Receipt Adjustment	\$9.71
Debit Adj	\$1,761.04

Total Adjustments to Bank Balance (\$72,224.87)

Investments:

Treasury Bonds and Notes	\$0.00
Certificate of Deposits	\$0.00
Other Securities	\$0.00
Other Investments:	
Scholarship Funds	\$376,142.43

Total Investments \$376,142.43

Cash on Hand:

Petty Cash:	
FMS	\$100.00
Ross & FMS Athletics	\$2,000.00
Ross	\$100.00
Croghan Library	\$100.00
Change Cash:	
Cash with Fiscal Agent	\$0.00

Total Cash on Hand \$2,300.00

Total Balances \$29,448,297.07

Total Fund Balance \$29,448,297.07

Depository Clearance Accounts:

Croghan - Payroll Account (1010352)	\$65,989.35
-------------------------------------	-------------

Date: 02/11/2025
Time: 16:09

FREMONT CITY SCHOOL DISTRICT
Cash Reconciliation as of 01/31/2025

Page: 2

Total Clearance Account Balances

\$65,989.35


Treasurer

FREMONT CITY SCHOOL DISTRICT

Cash Summary Report

Full Account Code	Description	Initial Cash	MTD Received	FYTD Received	MTD Expended	FYTD Expended	Fund Balance	Encumbrance	Unencumbered Balance
001-0000	GENERAL FUND	\$ 7,976,414.39	\$ 5,352,429.97	\$ 30,172,489.35	\$ 4,542,413.38	\$ 25,958,943.87	\$ 12,189,959.87	\$ 3,125,904.52	\$ 9,064,055.35
001-9000	GENERAL	0.00	0.00	0.00	0.00	0.00	0.00	0.00	0.00
001-9001	GENERAL	0.00	0.00	0.00	0.00	0.00	0.00	0.00	0.00
001-9002	GENERAL	0.00	0.00	0.00	0.00	0.00	0.00	0.00	0.00
001-9003	GENERAL	0.00	0.00	0.00	0.00	0.00	0.00	0.00	0.00
001-9004	GENERAL	0.00	0.00	0.00	0.00	0.00	0.00	0.00	0.00
001-9005	GENERAL	0.00	0.00	0.00	0.00	0.00	0.00	0.00	0.00
001-9006	GENERAL	0.00	0.00	0.00	0.00	0.00	0.00	0.00	0.00
001-9007	GENERAL	0.00	0.00	0.00	0.00	0.00	0.00	0.00	0.00
001-9008	GENERAL	0.00	0.00	0.00	0.00	0.00	0.00	0.00	0.00
001-9009	GENERAL	0.00	0.00	0.00	0.00	0.00	0.00	0.00	0.00
001-9010	GENERAL	0.00	0.00	0.00	0.00	0.00	0.00	0.00	0.00
001-9011	GENERAL	0.00	0.00	0.00	0.00	0.00	0.00	0.00	0.00
001-9012	GENERAL	0.00	0.00	0.00	0.00	0.00	0.00	0.00	0.00
001-9013	GENERAL	0.00	0.00	0.00	0.00	0.00	0.00	0.00	0.00
001-9014	GENERAL	0.00	0.00	0.00	0.00	0.00	0.00	0.00	0.00
001-9015	GENERAL	0.00	0.00	0.00	0.00	0.00	0.00	0.00	0.00
001-9016	GENERAL	0.00	0.00	0.00	0.00	0.00	0.00	0.00	0.00
001-9017	GENERAL	0.00	0.00	0.00	0.00	0.00	0.00	0.00	0.00
001-9018	GENERAL	0.00	0.00	0.00	0.00	0.00	0.00	0.00	0.00
001-9019	GENERAL	0.00	0.00	0.00	0.00	0.00	0.00	0.00	0.00
001-9020	GENERAL	0.00	0.00	0.00	0.00	0.00	0.00	0.00	0.00
001-9021	GENERAL	0.00	0.00	0.00	0.00	0.00	0.00	0.00	0.00
001-9022	GENERAL	0.00	0.00	0.00	0.00	0.00	0.00	0.00	0.00
001-9023	GENERAL	73,207.50	0.00	0.00	0.00	56,908.49	16,299.01	15,019.01	1,280.00
001-9024	GENERAL	0.00	0.00	0.00	0.00	0.00	0.00	0.00	0.00
001-9025	GENERAL	0.00	0.00	0.00	0.00	0.00	0.00	0.00	0.00
001-9026	GENERAL	0.00	0.00	0.00	0.00	0.00	0.00	0.00	0.00
001-9027	GENERAL	0.00	0.00	0.00	0.00	0.00	0.00	0.00	0.00
001-9028	GENERAL	0.00	0.00	0.00	0.00	0.00	0.00	0.00	0.00
001-9050	GENERAL	0.00	0.00	0.00	0.00	0.00	0.00	0.00	0.00
001-9100	GENERAL	0.00	0.00	0.00	0.00	0.00	0.00	0.00	0.00
001-9101	ROSS ID TAGS	4,827.05	0.00	11.00	0.00	0.00	4,838.05	0.00	4,838.05
001-9102	SAFETY GLASSES - ROSS	1,055.50	0.00	6.00	0.00	0.00	1,061.50	0.00	1,061.50
001-9103	ART - ROSS	0.00	436.00	3,805.50	134.67	20,775.47	(16,969.97)	198.39	(17,168.36)
001-9104	HEALTH & WELLNESS - ROSS	0.00	190.00	1,206.00	1,044.70	5,665.21	(4,459.21)	7,328.76	(11,787.97)
001-9105	ENGINEERING TECHNOLOGY - ROSS	0.00	35.00	245.00	0.00	83,806.07	(83,561.07)	2,885.90	(86,446.97)
001-9106	ROSS OFFICIATING IN ATHLETICS	1,455.00	0.00	0.00	0.00	0.00	1,455.00	0.00	1,455.00
001-9107	GENERAL	0.00	0.00	0.00	0.00	0.00	0.00	0.00	0.00
001-9108	COMPUTER TECHNOLOGY -	7.50	0.00	0.00	0.00	0.00	7.50	0.00	7.50

FREMONT CITY SCHOOL DISTRICT

Cash Summary Report

Full Account Code	Description	Initial Cash	MTD Received	FYTD Received	MTD Expended	FYTD Expended	Fund Balance	Encumbrance	Unencumbered Balance
	ROSS								
001-9109	PHOTOGRAPHY - ROSS	\$ 0.00	\$ 90.00	\$ 900.00	\$ 650.82	\$ 5,523.81	\$ (4,623.81)	\$ 2,502.99	\$ (7,126.80)
001-9110	SCIENCE - ROSS	0.00	735.00	5,187.50	487.57	17,123.68	(11,936.18)	499.23	(12,435.41)
001-9111	BUSINESS TECHNOLOGY - ROSS	992.00	0.00	0.00	0.00	0.00	992.00	0.00	992.00
001-9112	ROSS PEP CLUB	0.00	0.00	0.00	0.00	0.00	0.00	0.00	0.00
001-9113	MATH - ROSS	20.00	0.00	0.00	0.00	0.00	20.00	0.00	20.00
001-9114	GENERAL	0.00	0.00	0.00	0.00	0.00	0.00	0.00	0.00
001-9115	ROSS PARKING	8,003.53	40.00	1,240.00	0.00	0.00	9,243.53	0.00	9,243.53
001-9116	FIRST AID & SAFETY - ROSS	0.00	0.00	0.00	0.00	0.00	0.00	0.00	0.00
001-9117	BIOLOGY AP/ROSS	25.00	0.00	0.00	0.00	0.00	25.00	0.00	25.00
001-9118	GENERAL	0.00	0.00	0.00	0.00	0.00	0.00	0.00	0.00
001-9119	PHYSICS AP/ROSS	0.00	0.00	0.00	0.00	0.00	0.00	0.00	0.00
001-9120	GENERAL	0.00	0.00	0.00	0.00	0.00	0.00	0.00	0.00
001-9121	GENERAL	0.00	0.00	0.00	0.00	0.00	0.00	0.00	0.00
001-9122	GENERAL	0.00	0.00	0.00	0.00	0.00	0.00	0.00	0.00
001-9123	GENERAL	0.00	0.00	0.00	0.00	0.00	0.00	0.00	0.00
001-9125	FOREIGN LANGUAGES - ROSS	61.50	0.00	0.00	0.00	0.00	61.50	0.00	61.50
001-9126	AGRICULTURE - ROSS HIGH	0.00	70.00	700.00	0.00	2,091.54	(1,391.54)	3,088.46	(4,480.00)
001-9127	GENERAL	0.00	0.00	0.00	0.00	0.00	0.00	0.00	0.00
001-9128	GENERAL	0.00	0.00	0.00	0.00	0.00	0.00	0.00	0.00
001-9150	GENERAL	0.00	0.00	0.00	0.00	0.00	0.00	0.00	0.00
001-9200	GENERAL	0.00	0.00	0.00	0.00	0.00	0.00	0.00	0.00
001-9201	MIDDLE SCHOOL ID TAGS/PLANNERS	228.00	0.00	9.00	0.00	0.00	237.00	0.00	237.00
001-9203	ART - MIDDLE SCHOOL	0.00	0.00	715.00	0.00	3,654.95	(2,939.95)	14.22	(2,954.17)
001-9204	GENERAL	0.00	0.00	0.00	0.00	0.00	0.00	0.00	0.00
001-9205	MATERIALS & TECH - MIDDLE SCHOOL	0.00	0.00	430.00	0.00	2,523.83	(2,093.83)	0.00	(2,093.83)
001-9206	FMS-CULTURAL CONNECTION-FOREIGN LANGUAGE	22.00	0.00	0.00	0.00	0.00	22.00	0.00	22.00
001-9210	SCIENCE - MIDDLE SCHOOL	407.25	0.00	0.00	0.00	0.00	407.25	0.00	407.25
001-9211	CHOIR - MIDDLE SCHOOL	0.00	0.00	114.00	0.00	160.00	(46.00)	0.00	(46.00)
001-9212	BAND - MIDDLE SCHOOL	0.00	100.00	1,196.50	13.00	11,904.43	(10,707.93)	15,661.16	(26,369.09)
001-9213	ENGINEERING TECH - MIDDLE SCHOOL	0.00	0.00	250.00	0.00	0.00	250.00	0.00	250.00
001-9214	COMPUTER & KEYBOARDING - MIDDLE SCHOOL	55.00	0.00	0.00	0.00	0.00	55.00	0.00	55.00
001-9215	GENERAL	0.00	0.00	0.00	0.00	0.00	0.00	0.00	0.00
001-9216	ORCHESTRA - MIDDLE SCHOOL	0.00	0.00	143.00	0.00	1,877.90	(1,734.90)	5,720.60	(7,455.50)
001-9217	LANGUAGE ARTS FEES - FMS	56.00	0.00	0.00	0.00	0.00	56.00	0.00	56.00
001-9218	SOCIAL STUDIES-FMS	62.00	0.00	0.00	0.00	0.00	62.00	0.00	62.00
001-9219	MATH FEES - FMS	100.00	0.00	0.00	0.00	0.00	100.00	0.00	100.00

FREMONT CITY SCHOOL DISTRICT

Cash Summary Report

Full Account Code	Description	Initial Cash	MTD Received	FYTD Received	MTD Expended	FYTD Expended	Fund Balance	Encumbrance	Unencumbered Balance
001-9220	MUSIC-GUITAR FMS	\$ 45.00	\$ 0.00	\$ 0.00	\$ 0.00	\$ 0.00	\$ 45.00	\$ 0.00	\$ 45.00
001-9250	GENERAL	0.00	0.00	0.00	0.00	0.00	0.00	0.00	0.00
001-9300	GENERAL	0.00	0.00	0.00	0.00	0.00	0.00	0.00	0.00
001-9301	GENERAL	0.00	0.00	0.00	0.00	0.00	0.00	0.00	0.00
001-9302	BUS PURCHASES - LOCAL	4,050.00	0.00	0.00	0.00	0.00	4,050.00	0.00	4,050.00
001-9303	MEDICAID SCHOOL PROGRAM	480,065.27	0.00	0.00	15,542.50	101,416.87	378,648.40	11,500.00	367,148.40
001-9304	TAX ABATEMENT	195,778.41	0.00	0.00	0.00	0.00	195,778.41	0.00	195,778.41
001-9305	AUCTION FUNDING	43,124.96	0.00	0.00	0.00	0.00	43,124.96	0.00	43,124.96
001-9306	CASINO REVENUE	345,702.30	0.00	6,345.33	2,598.45	41,723.75	310,323.88	8,349.00	301,974.88
001-9307	ELEMENTARY INTRAMURAL ATHLETICS	3,830.00	0.00	0.00	0.00	0.00	3,830.00	0.00	3,830.00
001-9596	GENERAL	0.00	0.00	0.00	0.00	0.00	0.00	0.00	0.00
001-9600	BAND - ROSS	0.00	408.75	3,914.37	1,278.63	16,967.47	(13,053.10)	3,806.94	(16,860.04)
001-9601	ELEMENTARY MUSIC - DISTRICT WIDE	0.00	0.00	40.00	0.00	809.85	(769.85)	0.00	(769.85)
001-9602	ELEMENTARY ORCHESTRA - DISTRICT WIDE	1,742.29	0.00	0.00	475.20	475.20	1,267.09	24.80	1,242.29
001-9603	ORCHESTRA - ROSS	2,527.78	47.50	292.50	0.00	500.00	2,320.28	1,976.91	343.37
001-9604	CHOIR - ROSS	1,449.07	7.00	47.00	0.00	1,433.95	62.12	0.00	62.12
002-0000	BOND RETIREMENT	0.00	0.00	0.00	0.00	0.00	0.00	0.00	0.00
002-9004	NOTE - INCOME TAX	0.00	0.00	0.00	0.00	0.00	0.00	0.00	0.00
002-9800	2009 Bond Refinanced in 2015	1,061,106.40	85,676.07	573,542.86	925,025.00	1,153,571.61	481,077.65	0.00	481,077.65
002-9805	Bond Issue - 2017	66,752.43	263,147.94	1,923,023.87	2,032,200.00	3,295,875.71	(1,306,099.41)	0.00	(1,306,099.41)
002-9810	Premium - Sale of Bonds	3,710,335.56	0.00	0.00	0.00	0.00	3,710,335.56	0.00	3,710,335.56
003-0000	PERMANENT IMPROVEMENT FUND	1,389.20	69,995.50	480,856.75	36,905.05	1,059,599.30	(577,353.35)	60,470.75	(637,824.10)
003-9000	PI - BUS FUND	0.00	0.00	0.00	0.00	0.00	0.00	0.00	0.00
003-9001	**DO NOT USE** PI - STADIUM	0.00	0.00	0.00	0.00	0.00	0.00	0.00	0.00
003-9002	**DO NOT USE** PI ATHLETIC RESURFACING FUND	0.00	0.00	0.00	0.00	0.00	0.00	0.00	0.00
003-9003	**DO NOT USE** PI - WEIGHT ROOM FUND	0.00	0.00	0.00	0.00	0.00	0.00	0.00	0.00
003-9004	**DO NOT USE** PI VEHICLE FUND (NON-BUS)	0.00	0.00	0.00	0.00	0.00	0.00	0.00	0.00
003-9005	**DO NOT USE** PI - POOL EQUIPMENT	0.00	0.00	0.00	0.00	0.00	0.00	0.00	0.00
003-9006	**DO NOT USE** PI DESERT AIR FUND	0.00	0.00	0.00	0.00	0.00	0.00	0.00	0.00
003-9007	PERMANENT IMPROVEMENT	0.00	0.00	0.00	0.00	0.00	0.00	0.00	0.00
003-9008	PI - MASTER FACILITIES LFI FUND	0.00	0.00	0.00	0.00	0.00	0.00	82,788.76	(82,788.76)
003-9009	**INACTIVE** - DO NOT USE	0.00	0.00	0.00	0.00	0.00	0.00	0.00	0.00
003-9010	PI - BAND INSTRUMENTS FUND	2,077.99	0.00	0.00	0.00	0.00	2,077.99	0.00	2,077.99
003-9012	PERMANENT IMPROVEMENT	0.00	0.00	0.00	0.00	0.00	0.00	0.00	0.00

FREMONT CITY SCHOOL DISTRICT

Cash Summary Report

Full Account Code	Description	Initial Cash	MTD Received	FYTD Received	MTD Expended	FYTD Expended	Fund Balance	Encumbrance	Unencumbered Balance
003-9013	**DO NOT USE** PI - RETAINED INTEREST FUND	\$ 0.00	\$ 0.00	\$ 0.00	\$ 0.00	\$ 0.00	\$ 0.00	\$ 0.00	\$ 0.00
003-9414	PERMANENT IMPROVEMENT	0.00	0.00	0.00	0.00	0.00	0.00	0.00	0.00
004-9800	FCS BUILDING FUND	207,363.97	0.00	0.00	0.00	0.00	207,363.97	0.00	207,363.97
004-9817	LFI	585,554.89	0.00	2,526,052.65	0.00	0.00	3,111,607.54	0.00	3,111,607.54
006-0000	FOOD SERVICE FUND	1,605,424.90	123,829.86	1,138,208.44	156,482.16	1,069,733.95	1,673,899.39	501,027.61	1,172,871.78
006-9009	SCHOOL BREAKFAST GRANT	1,000.00	0.00	0.00	0.00	0.00	1,000.00	0.00	1,000.00
006-9014	FOOD SERVICE	0.00	0.00	0.00	0.00	0.00	0.00	0.00	0.00
006-9020	FUEL UP TO PLAY GRANT - ROSS	3,300.00	0.00	0.00	0.00	0.00	3,300.00	0.00	3,300.00
006-932N	FOOD SERVICE	0.00	0.00	0.00	0.00	0.00	0.00	0.00	0.00
007-9000	A C NICHOLS CHARITABLE TRUST	29,188.28	0.00	0.00	0.00	0.00	29,188.28	0.00	29,188.28
007-9001	ROBERT MAULE ESTATE	0.00	0.00	0.00	0.00	0.00	0.00	0.00	0.00
007-9002	CLASS OF 1951 SCHOLARSHIP FUND	0.00	0.00	0.00	0.00	0.00	0.00	0.00	0.00
007-9020	Stamm PTO Scholarship 2020 to 2030	0.00	0.00	0.00	0.00	0.00	0.00	0.00	0.00
007-9035	PEARL SETZLER TRUST FUND	112,403.92	0.00	0.00	0.00	0.00	112,403.92	0.00	112,403.92
007-9050	DORA O'FARRELL ART SCHOLARSHIP FUND	1,000.00	0.00	0.00	0.00	0.00	1,000.00	0.00	1,000.00
007-9103	SARA HORN MEMORIAL SCHOLARSHIP	16,919.24	0.00	0.00	0.00	0.00	16,919.24	0.00	16,919.24
007-9104	SARA HORN MEMORIAL SCHOLARSHIP INTEREST	0.00	0.00	0.00	0.00	0.00	0.00	0.00	0.00
007-9105	SENIOR WOMEN'S SERVICE AWARD	0.00	0.00	0.00	0.00	0.00	0.00	0.00	0.00
007-9106	SENIOR WOMEN'S SERVICE AWARD INTEREST	0.00	0.00	0.00	0.00	0.00	0.00	0.00	0.00
007-9150	DORA O'FARRELL ART SCHOLARSHIP INTEREST	49.73	0.00	0.00	0.00	0.00	49.73	0.00	49.73
007-9201	LAURA KRIDLER TRUST FUND	0.00	0.00	0.00	0.00	0.00	0.00	0.00	0.00
007-9202	MARGARET FOX TRUST FUND	1,000.00	0.00	0.00	0.00	0.00	1,000.00	0.00	1,000.00
007-9206	BERTHA YOUNGMAN TRUST FUND	1,000.00	0.00	0.00	0.00	0.00	1,000.00	0.00	1,000.00
007-9207	IMOGENE FORSYTH TRUST FUND	500.00	0.00	0.00	0.00	0.00	500.00	0.00	500.00
007-9601	LAURA KRIDLER TRUST INTEREST	0.00	0.00	0.00	0.00	0.00	0.00	0.00	0.00
007-9602	MARGARET FOX INTEREST	79.52	0.00	0.00	0.00	0.00	79.52	0.00	79.52
008-9100	ENDOWMENT	0.00	0.00	0.00	0.00	0.00	0.00	0.00	0.00
008-9101	GENE H. PERRY SCHOLARSHIP	112,125.59	0.00	0.00	0.00	0.00	112,125.59	0.00	112,125.59
008-9102	GENE H. PERRY SCHOLARSHIP INTEREST	0.00	0.00	0.00	0.00	0.00	0.00	0.00	0.00
008-9103	ENDOWMENT	0.00	0.00	0.00	0.00	0.00	0.00	0.00	0.00
008-9104	ENDOWMENT	0.00	0.00	0.00	0.00	0.00	0.00	0.00	0.00

FREMONT CITY SCHOOL DISTRICT

Cash Summary Report

Full Account Code	Description	Initial Cash	MTD Received	FYTD Received	MTD Expended	FYTD Expended	Fund Balance	Encumbrance	Unencumbered Balance
008-9203	MARY HEDRICK TRUST FUND	\$ 1,000.00	\$ 0.00	\$ 0.00	\$ 0.00	\$ 0.00	\$ 1,000.00	\$ 0.00	\$ 1,000.00
008-9204	LINDA SCHWARTZ TRUST FUND	3,000.00	0.00	0.00	0.00	0.00	3,000.00	0.00	3,000.00
008-9205	CHARLES FOX TRUST FUND	9,000.00	0.00	0.00	0.00	0.00	9,000.00	0.00	9,000.00
008-9400	EDWARD L. FORGATSCH SCHOLARSHIP FUND	4,500.00	0.00	0.00	0.00	0.00	4,500.00	0.00	4,500.00
008-9401	BETH ISRAEL CONGREGATION AWARD	4,500.00	0.00	0.00	0.00	0.00	4,500.00	0.00	4,500.00
008-9407	G. ALEX CLARK SCHOLARSHIP	10,000.00	0.00	0.00	0.00	0.00	10,000.00	0.00	10,000.00
008-9500	ENDOWMENT	0.00	0.00	0.00	0.00	0.00	0.00	0.00	0.00
008-9501	CLASS OF 1950 SCHOLARSHIP FUND	40,317.18	0.00	0.00	0.00	0.00	40,317.18	0.00	40,317.18
008-9508	AMERICAN ASSOC OF UNIV WOMEN - PRINCIPAL	5,000.00	0.00	0.00	0.00	0.00	5,000.00	0.00	5,000.00
008-9599	HOWARD W. NOWELS FOUNDATION	30,435.08	0.00	0.00	0.00	0.00	30,435.08	0.00	30,435.08
008-9600	EDWARD FORGATSCH SCHOLARSHIP INTEREST	349.96	0.00	0.00	0.00	0.00	349.96	0.00	349.96
008-9601	BETH ISRAEL CONGREGATION INTEREST	175.20	0.00	0.00	0.00	0.00	175.20	0.00	175.20
008-9603	MARY HEDRICK INTEREST	197.69	0.00	0.00	0.00	0.00	197.69	0.00	197.69
008-9604	LINDA SCHWARTZ SCHOLARSHIP INTEREST	121.27	0.00	0.00	0.00	0.00	121.27	0.00	121.27
008-9605	CHARLES FOX SCHOLARSHIP INTEREST	3,830.74	0.00	0.00	0.00	0.00	3,830.74	0.00	3,830.74
008-9607	G. ALEX CLARK SCHOLARSHIP INTEREST	242.84	0.00	0.00	0.00	0.00	242.84	0.00	242.84
008-9608	AMERICAN ASSOC OF UNIV WOMEN - INTEREST	158.07	0.00	0.00	0.00	0.00	158.07	0.00	158.07
008-9699	HOWARD NOWELS FOUNDATION INTEREST	0.00	0.00	0.00	0.00	0.00	0.00	0.00	0.00
008-9701	CLASS OF 1950 SCHOLARSHIP INTEREST	818.85	0.00	0.00	0.00	0.00	818.85	0.00	818.85
008-9801	CAROLYN RHODES SCHOLARSHIP FUND	85,873.31	0.00	0.00	0.00	0.00	85,873.31	0.00	85,873.31
008-9901	CAROLYN RHODES - INTEREST	263.23	0.00	0.00	0.00	0.00	263.23	0.00	263.23
010-9800	2008 ENP CLASSROOM FAC.- STATE	0.00	0.00	0.00	0.00	0.00	0.00	0.00	0.00
010-9801	2008 CLASSROOM FAC. INTEREST - STATE	0.00	0.00	0.00	0.00	0.00	0.00	0.00	0.00
010-9802	2008 ENP CLASSROOM FAC. - LOCAL	0.00	0.00	0.00	0.00	0.00	0.00	0.00	0.00
010-9803	2008 CLASSROOM FAC. INTEREST - LOCAL	0.00	0.00	0.00	0.00	0.00	0.00	0.00	0.00
010-9804	RETAINED EARNINGS	0.00	0.00	0.00	0.00	0.00	0.00	0.00	0.00
010-9817	OFCC CFAP - STATE FUNDS	825,935.57	0.00	438,559.37	0.00	1,264,494.94	0.00	0.00	0.00
010-9818	OFCC CFAP - LOCAL FUNDS	1,688,214.73	0.00	26,728.91	0.00	1,288,286.62	426,657.02	0.00	426,657.02

FREMONT CITY SCHOOL DISTRICT

Cash Summary Report

Full Account Code	Description	Initial Cash	MTD Received	FYTD Received	MTD Expended	FYTD Expended	Fund Balance	Encumbrance	Unencumbered Balance
014-0000	INTERNAL SERVICE ROTARY FUND	\$ 0.00	\$ 0.00	\$ 0.00	\$ 0.00	\$ 0.00	\$ 0.00	\$ 0.00	\$ 0.00
014-9001	ROTARY-INTERNAL SERVICES	0.00	0.00	0.00	0.00	0.00	0.00	0.00	0.00
014-9003	ROTARY-INTERNAL SERVICES	0.00	0.00	0.00	0.00	0.00	0.00	0.00	0.00
014-9500	ROTARY-INTERNAL SERVICES	0.00	0.00	0.00	0.00	0.00	0.00	0.00	0.00
018-9000	LEARNING RESOURCE CENTER	29.77	0.00	0.00	0.00	0.00	29.77	0.00	29.77
018-9001	ELEMENTARY CURRICULUM	573.74	0.00	0.00	0.00	0.00	573.74	0.00	573.74
018-9002	PUBLIC SCHOOL SUPPORT	0.00	0.00	0.00	0.00	0.00	0.00	0.00	0.00
018-9003	SUPERINTENDENT - CAMPUS WEAR	1,348.43	0.00	0.00	0.00	0.00	1,348.43	0.00	1,348.43
018-9004	FMS PAVER PROJECT	1,305.00	0.00	0.00	0.00	0.00	1,305.00	0.00	1,305.00
018-9005	PUBLIC SCHOOL SUPPORT	0.00	0.00	0.00	0.00	0.00	0.00	0.00	0.00
018-9013	ESL PROGRAM-DONATION-VOCES UNIDAS	0.42	0.00	0.00	0.00	0.00	0.42	0.00	0.42
018-9100	LIBRARY - ROSS	1,241.60	0.00	22.49	0.00	392.88	871.21	0.00	871.21
018-9101	EXCELLENCE REWARD PROGRAM - ROSS HIGH	3,967.67	0.00	564.00	87.81	256.13	4,275.54	243.87	4,031.67
018-9102	COMMUNITY DONATIONS - ROSS	3,755.42	0.00	1,843.15	162.52	815.16	4,783.41	885.40	3,898.01
018-9103	COLLEGE TESTING - ROSS	452.91	0.00	420.00	0.00	231.78	641.13	0.00	641.13
018-9104	MAKE-A-DIFFERENCE - ROSS	0.00	0.00	0.00	0.00	0.00	0.00	0.00	0.00
018-9105	PHYSICS DAY - ROSS	675.57	0.00	0.00	0.00	0.00	675.57	0.00	675.57
018-9199	E-RATE GRANT FUND	249,515.61	26.00	26,402.09	356.86	7,902.83	268,014.87	52,097.17	215,917.70
018-9200	LIBRARY - FMS	1,572.47	0.00	11,201.76	3,245.45	5,889.23	6,885.00	194.73	6,690.27
018-9201	YOUTH ASSET TEAM - FMS	0.00	0.00	0.00	0.00	0.00	0.00	0.00	0.00
018-9202	FMS-PRINCIPAL'S ACCOUNT	38,756.54	1,569.73	9,348.48	254.30	5,451.89	42,653.13	27,773.92	14,879.21
018-9203	DONATION FUND - FMS	0.00	0.00	0.00	0.00	0.00	0.00	0.00	0.00
018-9300	LIBRARY - ATKINSON	6,034.18	0.00	4,013.25	0.00	3,906.88	6,140.55	148.59	5,991.96
018-9303	PRINCIPAL'S ACCOUNT - ATKINSON	7,389.86	683.63	764.22	0.00	2,106.80	6,047.28	119.18	5,928.10
018-9304	MAKE-A-DIFFERENCE - ATKINSON	1,490.28	0.00	0.00	0.00	0.00	1,490.28	0.00	1,490.28
018-9305	ART FUND - ATKINSON	1,154.14	0.00	0.00	0.00	0.00	1,154.14	0.00	1,154.14
018-9306	ART FUND - CROGHAN	284.94	0.00	0.00	0.00	0.00	284.94	0.00	284.94
018-9307	ART FUND - WASHINGTON	0.00	0.00	0.00	0.00	0.00	0.00	0.00	0.00
018-9400	LIBRARY - CROGHAN	1,716.03	0.00	6,506.31	0.00	6,150.46	2,071.88	627.06	1,444.82
018-9404	PRINCIPAL'S ACCOUNT - CROGHAN	7,332.72	0.00	969.94	0.00	1,268.70	7,033.96	5.02	7,028.94
018-9500	LIBRARY - HAYES	0.00	0.00	0.00	0.00	0.00	0.00	0.00	0.00
018-9505	PRINCIPAL'S ACCOUNT - HAYES	0.00	0.00	0.00	0.00	0.00	0.00	0.00	0.00
018-9506	MAKE-A-DIFFERENCE - HAYES	0.00	0.00	0.00	0.00	0.00	0.00	0.00	0.00
018-9600	LIBRARY - LUTZ	10,867.57	3.99	76.17	0.00	3,495.86	7,447.88	178.89	7,268.99
018-9604	PUBLIC SCHOOL SUPPORT	0.00	0.00	0.00	0.00	0.00	0.00	0.00	0.00
018-9605	MAKE-A-DIFFERENCE - LUTZ	762.09	0.00	0.00	0.00	137.00	625.09	0.00	625.09

FREMONT CITY SCHOOL DISTRICT

Cash Summary Report

Full Account Code	Description	Initial Cash	MTD Received	FYTD Received	MTD Expended	FYTD Expended	Fund Balance	Encumbrance	Unencumbered Balance
018-9606	PRINCIPAL'S ACCOUNT - LUTZ	\$ 9,340.26	\$ 1,251.24	\$ 1,251.24	\$ 461.06	\$ 929.18	\$ 9,662.32	\$ 305.47	\$ 9,356.85
018-9607	MAKE A DIFFERENCE STAMM	0.00	0.00	0.00	0.00	0.00	0.00	0.00	0.00
018-9700	LIBRARY - OTIS	4,383.11	0.00	(18.28)	0.00	2,297.02	2,067.81	149.20	1,918.61
018-9707	PRINCIPAL'S ACCOUNT - OTIS	12,607.81	1,030.27	1,030.27	127.45	958.77	12,679.31	0.00	12,679.31
018-9708	MAKE A DIFFERENCE -OTIS	1,776.65	0.00	0.00	0.00	0.00	1,776.65	0.00	1,776.65
018-9800	LIBRARY - STAMM	0.00	0.00	0.00	0.00	0.00	0.00	0.00	0.00
018-9804	PUBLIC SCHOOL SUPPORT	0.00	0.00	0.00	0.00	0.00	0.00	0.00	0.00
018-9808	PRINCIPAL'S ACCOUNT - STAMM	0.00	0.00	0.00	0.00	0.00	0.00	0.00	0.00
018-9900	LIBRARY - WASHINGTON	0.00	0.00	0.00	0.00	0.00	0.00	0.00	0.00
018-9904	MAKE-A-DIFFERENCE - WASHINGTON	0.00	0.00	0.00	0.00	0.00	0.00	0.00	0.00
018-9905	MAKE-A-DIFFERENCE - FMS	62.23	0.00	0.00	0.00	0.00	62.23	0.00	62.23
018-9909	PRINCIPAL'S ACCOUNT - WASHINGTON	0.00	0.00	0.00	0.00	0.00	0.00	0.00	0.00
018-9999	TECHNOLOGY	13,976.43	0.00	1,100.00	0.00	19.00	15,057.43	38.00	15,019.43
019-9000	OTHER GRANT	0.00	0.00	0.00	0.00	0.00	0.00	0.00	0.00
019-9001	HEINZ MENTORING GRANT	0.00	0.00	0.00	0.00	0.00	0.00	0.00	0.00
019-9002	TEACHER VISION GRANT - AEP	0.00	0.00	0.00	0.00	0.00	0.00	0.00	0.00
019-9003	SCHOOL GRANTS FOR HEALTHY KIDS	0.00	0.00	0.00	0.00	0.00	0.00	0.00	0.00
019-9004	STRONG COMMUNITIES GRANT	0.00	0.00	0.00	0.00	0.00	0.00	0.00	0.00
019-9005	SANDUSKY COUNTY HEALTH DEPT - UNITE!EMPOWER!	0.00	0.00	0.00	0.00	0.00	0.00	0.00	0.00
019-9007	LEARNING & LIBERTY GRANT-WASHINGTON	0.00	0.00	0.00	0.00	0.00	0.00	0.00	0.00
019-9010	CHAMPIONS FOR KIDS-FMS	0.00	0.00	0.00	0.00	0.00	0.00	0.00	0.00
019-9015	Martha Holden Jennings Grant	0.00	0.00	0.00	0.00	0.00	0.00	0.00	0.00
019-9017	LUTZ - WALMART	314.91	0.00	0.00	0.00	0.00	314.91	0.00	314.91
019-9020	SHARE OUR STRENGTH-NO KID HUNGRY	5,000.00	0.00	0.00	0.00	0.00	5,000.00	0.00	5,000.00
019-9021	SHARE OUR STRENGTH-PRENOTE	6,000.00	0.00	0.00	0.00	0.00	6,000.00	0.00	6,000.00
019-9100	IN SCHOOL COUNSELING-MENTAL HEALTH RECOVERY	322,000.03	0.00	0.00	0.00	200.00	321,800.03	400.00	321,400.03
019-9103	OTHER GRANT	0.00	0.00	0.00	0.00	0.00	0.00	0.00	0.00
019-9114	KINDER ACADEMY - UNITED WAY	0.00	0.00	0.00	0.00	0.00	0.00	0.00	0.00
019-9115	PROJECT ATTEND - UNITED WAY	889.42	0.00	0.00	0.00	0.00	889.42	889.42	0.00
019-9116	ACE MENTORING - UNITED WAY	38,495.56	1,099.34	7,695.30	1,270.12	6,861.83	39,329.03	2,658.83	36,670.20
019-9117	PARENT/COMMUNITY INVOLVEMENT-UNITED WAY	0.00	0.00	0.00	0.00	0.00	0.00	0.00	0.00
019-9200	MENTAL HEALTH AND RECOVERY GRANT FY 18	0.00	0.00	0.00	0.00	0.00	0.00	0.00	0.00

FREMONT CITY SCHOOL DISTRICT

Cash Summary Report

Full Account Code	Description	Initial Cash	MTD Received	FYTD Received	MTD Expended	FYTD Expended	Fund Balance	Encumbrance	Unencumbered Balance
019-9201	FUEL UP TO PLAY 60 - ROSS	\$ 0.00	\$ 0.00	\$ 0.00	\$ 0.00	\$ 0.00	\$ 0.00	\$ 0.00	\$ 0.00
019-9202	FUEL UP TO PLAY 60 - STAMM	0.00	0.00	0.00	0.00	0.00	0.00	0.00	0.00
019-9203	FUEL UP TO PLAY 60 - WASHINGTON	0.00	0.00	0.00	0.00	0.00	0.00	0.00	0.00
019-9301	FMS YOUTH ASSET TEAM A	0.00	0.00	0.00	0.00	0.00	0.00	0.00	0.00
019-9302	FMS YOUTH ASSET TEAM B	307.94	0.00	213.31	102.06	195.32	325.93	254.68	71.25
019-9800	HIGH SCHOOLS THAT WORK	0.00	0.00	0.00	0.00	0.00	0.00	0.00	0.00
019-9801	OTHER GRANT	0.00	0.00	0.00	0.00	0.00	0.00	0.00	0.00
022-9300	ATHLETIC TOURNAMENT ACCOUNT	242.46	0.00	0.00	0.00	0.00	242.46	0.00	242.46
022-9320	DISTRICT CUSTODIAL	0.00	0.00	0.00	0.00	0.00	0.00	0.00	0.00
022-9321	FMS STAFF	4,698.93	0.00	810.00	0.00	38.52	5,470.41	1,961.48	3,508.93
022-9360	ROSS HIGH FACULTY FUND	1,692.31	0.00	302.50	0.00	320.48	1,674.33	679.52	994.81
022-9930	DISTRICT CUSTODIAL	0.00	0.00	0.00	0.00	0.00	0.00	0.00	0.00
022-9999	UNCLAIMED MONIES	1,532.50	0.00	0.00	0.00	0.00	1,532.50	0.00	1,532.50
024-0000	SELF-INSURANCE PROGRAM	953,798.70	569,546.07	3,992,987.93	656,418.81	4,758,708.46	188,078.17	2,150,917.28	(1,962,839.11)
024-9000	FLEX BENEFITS	0.00	0.00	0.00	0.00	0.00	0.00	0.00	0.00
026-0000	FLEX BENEFITS	6,904.50	16,118.25	99,759.10	40,363.36	106,030.37	633.23	269,969.63	(269,336.40)
027-0000	WORKMANS COMP.-SELF INS	911,904.26	13,686.09	66,081.80	0.00	77,260.00	900,726.06	1,572.00	899,154.06
031-0000	UNDERGROUND STORAGE TANKS	11,000.00	0.00	0.00	0.00	0.00	11,000.00	0.00	11,000.00
034-0000	CLASSROOM FAC. MAINT. - FMS	2,424,066.30	0.00	0.00	75,016.83	303,709.11	2,120,357.19	124,758.49	1,995,598.70
035-0000	TERMINATION BENEFITS - HB426	2,241,300.59	0.00	0.00	62,185.92	241,431.44	1,999,869.15	0.00	1,999,869.15
070-0000	CAPITAL PROJECTS	2,436,196.34	0.00	0.00	0.00	0.00	2,436,196.34	0.00	2,436,196.34
200-9100	A CAPPELLA CHOIR	4,470.40	0.00	0.00	0.00	0.00	4,470.40	0.00	4,470.40
200-9101	AMERICAN FIELD SERVICE	148.04	0.00	0.00	0.00	0.00	148.04	50.00	98.04
200-9102	YEARBOOK - ROSS ANNUAL	11,301.81	135.00	2,755.00	0.00	5,941.94	8,114.87	50.00	8,064.87
200-9103	ART CLUB	2,393.36	0.00	700.00	0.00	0.00	3,093.36	300.00	2,793.36
200-9104	FREMONT ROSS BAND	118.48	0.00	0.00	0.00	0.00	118.48	0.00	118.48
200-9105	INTERNATIONAL RELATIONS CLUB-ROSS	587.87	0.00	0.00	0.00	0.00	587.87	0.00	587.87
200-9106	FUTURE TEACHERS OF AMERICA-ROSS	284.92	0.00	0.00	0.00	0.00	284.92	0.00	284.92
200-9107	CHATTER	354.93	0.00	0.00	0.00	0.00	354.93	0.00	354.93
200-9108	MULTI-MEDIA CLUB - ROSS	0.00	0.00	0.00	0.00	0.00	0.00	0.00	0.00
200-9109	DRAMA CLUB	1,663.07	0.00	0.00	0.00	0.00	1,663.07	0.00	1,663.07
200-9110	FRENCH CLUB/ROSS	1,851.25	0.00	0.00	11.30	81.18	1,770.07	43.70	1,726.37
200-9111	FUTURE FARMERS OF AMERICA	3,700.66	0.00	9,491.46	264.00	7,824.25	5,367.87	1,234.40	4,133.47
200-9112	ROSS PEP CLUB	0.00	116.00	116.00	0.00	0.00	116.00	0.00	116.00
200-9113	STUDENT MANAGED ACTIVITY	0.00	0.00	0.00	0.00	0.00	0.00	0.00	0.00
200-9114	SPANISH CLUB - ROSS	1,115.61	0.00	0.00	0.00	0.00	1,115.61	0.00	1,115.61

FREMONT CITY SCHOOL DISTRICT

Cash Summary Report

Full Account Code	Description	Initial Cash	MTD Received	FYTD Received	MTD Expended	FYTD Expended	Fund Balance	Encumbrance	Unencumbered Balance
200-9115	KEY CLUB	\$ 2,559.88	\$ 0.00	\$ 1,534.00	\$ 8.78	\$ 1,599.92	\$ 2,493.96	\$ 341.22	\$ 2,152.74
200-9116	NATIONAL HONOR SOCIETY	2,346.36	0.00	820.00	0.00	0.00	3,166.36	265.00	2,901.36
200-9117	ORCHESTRA	423.56	0.00	0.00	0.00	382.52	41.04	0.00	41.04
200-9118	SADD CLUB	0.00	0.00	0.00	0.00	0.00	0.00	0.00	0.00
200-9119	QUIZ BOWL	107.28	0.00	0.00	0.00	0.00	107.28	0.00	107.28
200-9120	SCIENCE CLUB-ROSS	1,323.17	0.00	198.00	0.00	36.90	1,484.27	163.10	1,321.17
200-9121	STUDENT COUNCIL-ROSS	3,037.37	0.00	0.00	0.00	507.09	2,530.28	0.00	2,530.28
200-9122	COMMUNITY DONATIONS	607.17	0.00	0.00	0.00	0.00	607.17	0.00	607.17
200-9123	MEXICO TRIP - ROSS	248.21	0.00	0.00	0.00	0.00	248.21	0.00	248.21
200-9124	BUILDER'S CLUB	2,001.66	0.00	0.00	0.00	0.00	2,001.66	0.00	2,001.66
200-9125	STUDENT MANAGED ACTIVITY	0.00	0.00	0.00	0.00	0.00	0.00	0.00	0.00
200-9126	BOWLING CLUB - ROSS	731.46	0.00	0.00	0.00	0.00	731.46	0.00	731.46
200-9127	CLUB HOCKEY - ROSS HIGH	0.00	0.00	0.00	0.00	0.00	0.00	0.00	0.00
200-9128	HISPANIC COMMITTEE - ROSS	888.93	0.00	286.00	0.00	100.00	1,074.93	0.00	1,074.93
200-9129	ROSS SPRING MUSICAL	19,967.27	0.00	1,048.92	401.94	1,872.25	19,143.94	7,047.96	12,095.98
200-9130	Ross Leadership Club	2,535.53	0.00	842.00	209.49	1,151.60	2,225.93	1,996.76	229.17
200-9131	OUTDOOR ADVENTURE CLUB	0.00	0.00	0.00	0.00	0.00	0.00	0.00	0.00
200-9132	FREMONT ROSS DANCE TEAM	76.70	0.00	0.00	0.00	0.00	76.70	0.00	76.70
200-9133	SPEECH AND DEBATE - ROSS	1,734.32	0.00	0.00	0.00	0.00	1,734.32	0.00	1,734.32
200-9134	GAMER'S CLUB	0.00	0.00	0.00	0.00	0.00	0.00	0.00	0.00
200-9135	STUDENT MANAGED ACTIVITY	0.00	0.00	0.00	0.00	0.00	0.00	0.00	0.00
200-9136	STUDENT MANAGED ACTIVITY	0.00	0.00	0.00	0.00	0.00	0.00	0.00	0.00
200-9137	STUDENT MANAGED ACTIVITY	0.00	0.00	0.00	0.00	0.00	0.00	0.00	0.00
200-9138	STUDENT MANAGED ACTIVITY	0.00	0.00	0.00	0.00	0.00	0.00	0.00	0.00
200-9139	STUDENT MANAGED ACTIVITY	0.00	0.00	0.00	0.00	0.00	0.00	0.00	0.00
200-9140	ROSS CLASS OF 2008	220.92	0.00	0.00	0.00	0.00	220.92	0.00	220.92
200-9141	STUDENT MANAGED ACTIVITY	0.00	0.00	0.00	0.00	0.00	0.00	0.00	0.00
200-9142	ROSS CLASS OF 2010	0.00	0.00	0.00	0.00	0.00	0.00	0.00	0.00
200-9143	ROSS CLASS OF 2011	0.00	0.00	0.00	0.00	0.00	0.00	0.00	0.00
200-9144	CLASS OF 2012	0.00	0.00	0.00	0.00	0.00	0.00	0.00	0.00
200-9145	CLASS OF 2013	0.00	0.00	0.00	0.00	0.00	0.00	0.00	0.00
200-9146	STUDENT MANAGED ACTIVITY	0.00	0.00	0.00	0.00	0.00	0.00	0.00	0.00
200-9147	Class of 2015	0.00	0.00	0.00	0.00	0.00	0.00	0.00	0.00
200-9148	CLASS OF 2016	0.00	0.00	0.00	0.00	0.00	0.00	0.00	0.00
200-9149	CLASS OF 2017	0.00	0.00	0.00	0.00	0.00	0.00	0.00	0.00
200-9150	CLASS OF 2018	0.00	0.00	0.00	0.00	0.00	0.00	0.00	0.00
200-9151	CLASS OF 2019	0.00	0.00	0.00	0.00	0.00	0.00	0.00	0.00
200-9152	CLASS OF 2020	0.00	0.00	0.00	0.00	0.00	0.00	0.00	0.00
200-9153	CLASS OF 2021	0.00	0.00	0.00	0.00	0.00	0.00	0.00	0.00
200-9154	CLASS OF 2022	0.00	0.00	0.00	0.00	0.00	0.00	0.00	0.00
200-9155	CLASS OF 2023	0.00	0.00	0.00	0.00	0.00	0.00	0.00	0.00

FREMONT CITY SCHOOL DISTRICT

Cash Summary Report

Full Account Code	Description	Initial Cash	MTD Received	FYTD Received	MTD Expended	FYTD Expended	Fund Balance	Encumbrance	Unencumbered Balance
200-9156	CLASS OF 2024	\$ 19,941.14	\$ 0.00	\$ 0.00	\$ 0.00	\$ 0.00	\$ 19,941.14	\$ 0.00	\$ 19,941.14
200-9157	CLASS OF 2025	4,075.72	0.00	7,479.93	0.00	1,089.13	10,466.52	140.00	10,326.52
200-9158	CLASS OF 2026	340.45	0.00	0.00	0.00	1,000.00	(659.55)	7,750.00	(8,409.55)
200-9159	CLASS OF 2027	423.20	0.00	0.00	0.00	0.00	423.20	0.00	423.20
200-9160	CLASS OF 2028	0.00	0.00	4.00	0.00	0.00	4.00	250.00	(246.00)
200-9170	INVESTMENT CLUB ROSS	0.00	0.00	0.00	0.00	0.00	0.00	0.00	0.00
200-9198	STUDENT MANAGED ACTIVITY	0.00	0.00	0.00	0.00	0.00	0.00	0.00	0.00
200-9199	STUDENT MANAGED ACTIVITY	0.00	0.00	0.00	0.00	0.00	0.00	0.00	0.00
200-9200	JR. HIGH CHESS CLUB	336.30	0.00	0.00	0.00	0.00	336.30	0.00	336.30
200-9201	BUILDER'S CLUB/JR HIGH	619.52	0.00	0.00	0.00	0.00	619.52	0.00	619.52
200-9202	FMS PRINCIPAL ACCOUNT	0.00	0.00	0.00	0.00	0.00	0.00	0.00	0.00
200-9203	MS BAND	0.00	0.00	0.00	0.00	0.00	0.00	0.00	0.00
200-9204	MS CHOIR	74.22	0.00	0.00	0.00	0.00	74.22	0.00	74.22
200-9205	OUTDOOR ADVENTURE CLUB/FMS	936.54	0.00	0.00	0.00	0.00	936.54	300.00	636.54
200-9206	MS ORCHESTRA	225.96	0.00	0.00	0.00	0.00	225.96	0.00	225.96
200-9207	ART CLUB/MIDDLE SCHOOL	220.65	0.00	0.00	0.00	0.00	220.65	0.00	220.65
200-9208	MS NEWSPAPER	352.83	0.00	0.00	0.00	0.00	352.83	0.00	352.83
200-9209	MS STUDENT COUNCIL	1,413.99	0.00	0.00	0.00	0.00	1,413.99	0.00	1,413.99
200-9210	HISTORY CLUB - MIDDLE SCHOOL	8,117.87	0.00	0.00	0.00	0.00	8,117.87	0.00	8,117.87
200-9211	MS YEARBOOK	478.52	0.00	0.00	0.00	156.99	321.53	443.01	(121.48)
200-9212	STUDENT MANAGED ACTIVITY	0.00	0.00	0.00	0.00	0.00	0.00	0.00	0.00
200-9214	SPIRIT CLUB - MIDDLE SCHOOL	5,580.04	0.00	0.00	0.00	0.00	5,580.04	0.00	5,580.04
200-9216	STUDENT MANAGED ACTIVITY	0.00	0.00	0.00	0.00	0.00	0.00	0.00	0.00
200-9220	STUDENT MANAGED ACTIVITY	0.00	0.00	0.00	0.00	0.00	0.00	0.00	0.00
200-9222	FUTURE EDUCATORS/MIDDLE SCHOOL	0.00	0.00	0.00	0.00	0.00	0.00	0.00	0.00
200-9286	DRAMA CLUB/MS	575.11	0.00	0.00	0.00	0.00	575.11	0.00	575.11
200-9287	MS QUIZ BOWL	0.00	0.00	0.00	0.00	0.00	0.00	80.00	(80.00)
300-0000	ATHLETICS	413,110.92	26,302.70	193,290.53	12,951.67	159,259.29	447,142.16	71,997.53	375,144.63
300-9100	PRE-SEASON SALES AND PRE-SALE	481.73	0.00	0.00	0.00	0.00	481.73	0.00	481.73
300-9101	ROSS GIRLS BASKETBALL	0.00	0.00	2,161.00	1,432.00	1,432.00	729.00	0.00	729.00
300-9102	ROSS BOYS BASKETBALL	1,885.89	0.00	0.00	0.00	0.00	1,885.89	0.00	1,885.89
300-9103	ROSS BOYS WRESTLING	3,216.40	0.00	1,080.50	0.00	0.00	4,296.90	0.00	4,296.90
300-9104	ROSS FOOTBALL	1,664.28	0.00	0.00	0.00	0.00	1,664.28	0.00	1,664.28
300-9105	ROSS TRACK	1,492.63	0.00	0.00	0.00	0.00	1,492.63	0.00	1,492.63
300-9106	BOYS TENNIS	0.00	0.00	0.00	0.00	0.00	0.00	0.00	0.00
300-9107	ROSS HIGH - GOLF	854.48	0.00	1,080.50	0.00	0.00	1,934.98	0.00	1,934.98
300-9108	ROSS HIGH - CROSS COUNTRY	1,601.97	0.00	0.00	0.00	0.00	1,601.97	0.00	1,601.97
300-9109	ROSS HIGH - BOYS SOCCER	2,139.92	0.00	1,080.50	0.00	0.00	3,220.42	0.00	3,220.42

FREMONT CITY SCHOOL DISTRICT

Cash Summary Report

Full Account Code	Description	Initial Cash	MTD Received	FYTD Received	MTD Expended	FYTD Expended	Fund Balance	Encumbrance	Unencumbered Balance
300-9110	DISTRICT MANAGED ACTIVITY	\$ 0.00	\$ 0.00	\$ 0.00	\$ 0.00	\$ 0.00	\$ 0.00	\$ 0.00	\$ 0.00
300-9111	ROSS HIGH - SWIMMING	1,354.37	0.00	0.00	0.00	0.00	1,354.37	0.00	1,354.37
300-9112	ROSS HIGH - SOFTBALL	5,364.80	0.00	1,080.50	0.00	0.00	6,445.30	0.00	6,445.30
300-9113	ROSS HIGH - GIRLS SOCCER	2,130.00	0.00	0.00	0.00	0.00	2,130.00	0.00	2,130.00
300-9114	ROSS - GIRLS TENNIS	0.00	0.00	0.00	0.00	0.00	0.00	0.00	0.00
300-9115	ROSS HIGH - VOLLEYBALL	1,046.63	0.00	0.00	1,000.00	1,000.00	46.63	0.00	46.63
300-9124	ROSS HIGH CHEERLEADING	0.00	0.00	0.00	0.00	0.00	0.00	0.00	0.00
300-9130	ROSS GIRLS WRESTLING	100.00	1,830.00	1,830.00	850.00	1,350.00	580.00	1,400.00	(820.00)
300-9200	MIDDLE SCHOOL ATHLETICS	0.00	0.00	0.00	0.00	0.00	0.00	0.00	0.00
300-9213	MIDDLE SCHOOL CHEERLEADING	2,366.80	0.00	0.00	0.00	0.00	2,366.80	0.00	2,366.80
300-9290	DISTRICT MANAGED ACTIVITY	0.00	0.00	0.00	0.00	0.00	0.00	0.00	0.00
401-9020	AUXILIARY SERVICES	0.00	0.00	0.00	0.00	0.00	0.00	0.00	0.00
401-9021	AUXILIARY SERVICES	0.00	0.00	0.00	0.00	0.00	0.00	0.00	0.00
401-9022	AUXILIARY SERVICES	0.00	0.00	0.00	0.00	0.00	0.00	0.00	0.00
401-9023	AUXILLARY FUNDING FOR FY22&23	0.00	0.00	0.00	0.00	0.00	0.00	0.00	0.00
401-9025	AUXILIARY SERVICES	84,580.46	0.00	198,016.35	45,159.72	304,605.63	(22,008.82)	63,653.08	(85,661.90)
401-9223	AUXILIARY SERVICES	0.00	0.00	0.00	0.00	0.00	0.00	0.00	0.00
401-9323	AUXILIARY SERVICES	0.00	0.00	0.00	0.00	0.00	0.00	0.00	0.00
401-9420	AUXILIARY SERVICES	0.00	0.00	0.00	0.00	0.00	0.00	0.00	0.00
401-9421	AUXILIARY SERVICES	0.00	0.00	0.00	0.00	0.00	0.00	0.00	0.00
401-9422	AUXILIARY SERVICES	0.00	0.00	0.00	0.00	0.00	0.00	0.00	0.00
401-9423	AUXILIARY SERVICES	0.00	0.00	0.00	0.00	0.00	0.00	0.00	0.00
401-9523	AUXILIARY SERVICES	0.00	0.00	0.00	0.00	0.00	0.00	0.00	0.00
401-9620	AUXILIARY SERVICES	0.00	0.00	0.00	0.00	0.00	0.00	0.00	0.00
401-9621	AUXILIARY SERVICES	0.00	0.00	0.00	0.00	0.00	0.00	0.00	0.00
401-9622	AUXILIARY SERVICES	0.00	0.00	0.00	0.00	0.00	0.00	0.00	0.00
401-9623	AUXILIARY SERVICES	0.00	0.00	0.00	0.00	0.00	0.00	0.00	0.00
401-9723	BISHOP HOFFMAN CATHOLIC SCHOOLS 2017	0.00	0.00	0.00	0.00	0.00	0.00	0.00	0.00
401-9820	AUXILIARY SERVICES	0.00	0.00	0.00	0.00	0.00	0.00	0.00	0.00
401-9821	AUXILIARY SERVICES	0.00	0.00	0.00	0.00	0.00	0.00	0.00	0.00
401-9822	AUXILIARY SERVICES	0.00	0.00	0.00	0.00	0.00	0.00	0.00	0.00
401-9823	BISHOP HOFFMAN CATHOLIC SCHOOLS 2018	0.00	0.00	0.00	0.00	0.00	0.00	0.00	0.00
401-9923	AUXILARY SERVICES 2019	0.00	0.00	0.00	0.00	0.00	0.00	0.00	0.00
401-9924	AUXILIARY SERVICES 2020	0.00	0.00	0.00	0.00	0.00	0.00	0.00	0.00
401-9925	AUXILIARY SERVICES 2021	0.00	0.00	0.00	0.00	0.00	0.00	0.00	0.00
401-9926	AUXILARY SERVICES FY22	129,379.40	0.00	0.00	0.00	0.00	129,379.40	0.00	129,379.40
432-9005	MANAGEMENT INFORMATION SYSTEM	0.00	0.00	0.00	0.00	0.00	0.00	0.00	0.00
432-9006	MANAGEMENT INFORMATION	0.00	0.00	0.00	0.00	0.00	0.00	0.00	0.00

FREMONT CITY SCHOOL DISTRICT

Cash Summary Report

Full Account Code	Description	Initial Cash	MTD Received	FYTD Received	MTD Expended	FYTD Expended	Fund Balance	Encumbrance	Unencumbered Balance
	SYSTEM								
432-9007	MANAGEMENT INFORMATION SYSTEM	\$ 0.00	\$ 0.00	\$ 0.00	\$ 0.00	\$ 0.00	\$ 0.00	\$ 0.00	\$ 0.00
432-9008	MANAGEMENT INFORMATION SYSTEM	0.00	0.00	0.00	0.00	0.00	0.00	0.00	0.00
432-9009	MANAGEMENT INFORMATION SYSTEM	0.00	0.00	0.00	0.00	0.00	0.00	0.00	0.00
432-9010	MANAGEMENT INFORMATION SYSTEM	0.00	0.00	0.00	0.00	0.00	0.00	0.00	0.00
432-9011	MANAGEMENT INFORMATION SYSTEM	0.00	0.00	0.00	0.00	0.00	0.00	0.00	0.00
439-9006	PUBLIC SCHOOL PRESCHOOL	0.00	0.00	0.00	0.00	0.00	0.00	0.00	0.00
439-9007	PUBLIC SCHOOL PRESCHOOL	0.00	0.00	0.00	0.00	0.00	0.00	0.00	0.00
439-9008	PUBLIC SCHOOL PRESCHOOL	0.00	0.00	0.00	0.00	0.00	0.00	0.00	0.00
439-9009	PUBLIC SCHOOL PRESCHOOL	0.00	0.00	0.00	0.00	0.00	0.00	0.00	0.00
439-9010	PUBLIC SCHOOL PRESCHOOL	0.00	0.00	0.00	0.00	0.00	0.00	0.00	0.00
439-9011	PUBLIC SCHOOL PRESCHOOL	0.00	0.00	0.00	0.00	0.00	0.00	0.00	0.00
439-9012	PUBLIC SCHOOL PRESCHOOL	0.00	0.00	0.00	0.00	0.00	0.00	0.00	0.00
439-9013	PUBLIC SCHOOL PRESCHOOL	0.00	0.00	0.00	0.00	0.00	0.00	0.00	0.00
439-9014	PUBLIC SCHOOL PRESCHOOL	0.00	0.00	0.00	0.00	0.00	0.00	0.00	0.00
439-9015	PUBLIC SCHOOL PRESCHOOL	0.00	0.00	0.00	0.00	0.00	0.00	0.00	0.00
439-9016	PUBLIC SCHOOL PRESCHOOL	0.00	0.00	0.00	0.00	0.00	0.00	0.00	0.00
439-9017	PUBLIC SCHOOL PRESCHOOL	0.00	0.00	0.00	0.00	0.00	0.00	0.00	0.00
439-9018	EARLY CHILDHOOD EDUCATION 2018	0.00	0.00	0.00	0.00	0.00	0.00	0.00	0.00
439-9019	EARLY CHILDHOOD EDUCATION 2019	0.00	0.00	0.00	0.00	0.00	0.00	0.00	0.00
439-9020	EARLY CHILDHOOD EDUCATION 2020	0.00	0.00	0.00	0.00	0.00	0.00	0.00	0.00
439-9021	EARLY CHILDHOOD EDUCATION 2021	0.00	0.00	0.00	0.00	0.00	0.00	0.00	0.00
439-9022	EARLY CHILDHOOD EDUCATION 2022	0.00	0.00	0.00	0.00	0.00	0.00	0.00	0.00
439-9023	EARLY CHILDHOOD EDUCATION 2023	(169,023.01)	0.00	0.00	0.00	(169,023.01)	0.00	0.00	0.00
439-9024	EARLY CHILDHOOD EDUCATION 2023	0.00	0.00	169,023.01	0.00	169,023.01	0.00	0.00	0.00
439-9025	PUBLIC SCHOOL PRESCHOOL	0.00	0.00	0.00	0.00	0.00	0.00	174,250.00	(174,250.00)
439-9115	EARLY CHILDHOOD EDUCATION 14-15	0.00	0.00	0.00	0.00	0.00	0.00	0.00	0.00
439-9116	PUBLIC SCHOOL PRESCHOOL	0.00	0.00	0.00	0.00	0.00	0.00	0.00	0.00
440-9005	ENTRY YEAR PROGRAMS	0.00	0.00	0.00	0.00	0.00	0.00	0.00	0.00
440-9008	ENTRY YEAR PROGRAMS	0.00	0.00	0.00	0.00	0.00	0.00	0.00	0.00
440-9009	ENTRY YEAR PROGRAMS	0.00	0.00	0.00	0.00	0.00	0.00	0.00	0.00
440-9106	ENTRY YEAR PROGRAMS	0.00	0.00	0.00	0.00	0.00	0.00	0.00	0.00

FREMONT CITY SCHOOL DISTRICT

Cash Summary Report

Full Account Code	Description	Initial Cash	MTD Received	FYTD Received	MTD Expended	FYTD Expended	Fund Balance	Encumbrance	Unencumbered Balance
447-9005		\$ 0.00	\$ 0.00	\$ 0.00	\$ 0.00	\$ 0.00	\$ 0.00	\$ 0.00	\$ 0.00
450-9001	SCHOOLNET EQUIP/INFRASTRUCTURE	0.00	0.00	0.00	0.00	0.00	0.00	0.00	0.00
450-9007	SCHOOLNET EQUIP/INFRASTRUCTURE	0.00	0.00	0.00	0.00	0.00	0.00	0.00	0.00
451-9006	DATA COMMUNICATION FUND	0.00	0.00	0.00	0.00	0.00	0.00	0.00	0.00
451-9007	DATA COMMUNICATION FUND	0.00	0.00	0.00	0.00	0.00	0.00	0.00	0.00
451-9008	DATA COMMUNICATION FUND	0.00	0.00	0.00	0.00	0.00	0.00	0.00	0.00
451-9009	DATA COMMUNICATION FUND	0.00	0.00	0.00	0.00	0.00	0.00	0.00	0.00
451-9010	DATA COMMUNICATION FUND	0.00	0.00	0.00	0.00	0.00	0.00	0.00	0.00
451-9011	DATA COMMUNICATION FUND	0.00	0.00	0.00	0.00	0.00	0.00	0.00	0.00
451-9012	DATA COMMUNICATION FUND	0.00	0.00	0.00	0.00	0.00	0.00	0.00	0.00
451-9013	DATA COMMUNICATION FUND	0.00	0.00	0.00	0.00	0.00	0.00	0.00	0.00
451-9014	DATA COMMUNICATION FUND	0.00	0.00	0.00	0.00	0.00	0.00	0.00	0.00
451-9015	DATA COMMUNICATION FUND	0.00	0.00	0.00	0.00	0.00	0.00	0.00	0.00
451-9016	DATA COMMUNICATION FUND	0.00	0.00	0.00	0.00	0.00	0.00	0.00	0.00
451-9017	DATA COMMUNICATION FUND	0.00	0.00	0.00	0.00	0.00	0.00	0.00	0.00
451-9018	K-12 NETWORKING FY18	0.00	0.00	0.00	0.00	0.00	0.00	0.00	0.00
451-9019	OHIO K12 SUBSIDY FY19	0.00	0.00	0.00	0.00	0.00	0.00	0.00	0.00
451-9020	OHIO K12 SUBSIDY FY20	0.00	0.00	0.00	0.00	0.00	0.00	0.00	0.00
451-9021	Ohio K12 Network Subsidy	5,400.00	0.00	0.00	0.00	0.00	5,400.00	0.00	5,400.00
451-9022	Ohio K12 Network Subsidy	5,400.00	0.00	0.00	0.00	0.00	5,400.00	0.00	5,400.00
451-9023	Ohio K12 Network Subsidy	5,676.60	0.00	6,000.00	0.00	0.00	11,676.60	0.00	11,676.60
451-9024	DATA COMMUNICATION FUND	(10,800.00)	0.00	0.00	0.00	0.00	(10,800.00)	0.00	(10,800.00)
451-9025	DATA COMMUNICATION FUND	0.00	0.00	0.00	0.00	0.00	0.00	10,800.00	(10,800.00)
452-9004	SCHOOLNET PROFESS. DEVELOPMENT	0.00	0.00	0.00	0.00	0.00	0.00	0.00	0.00
452-9005	SCHOOLNET PROFESS. DEVELOPMENT	0.00	0.00	0.00	0.00	0.00	0.00	0.00	0.00
452-9006	SCHOOLNET PROFESS. DEVELOPMENT	0.00	0.00	0.00	0.00	0.00	0.00	0.00	0.00
452-9007	SCHOOLNET PROFESS. DEVELOPMENT	0.00	0.00	0.00	0.00	0.00	0.00	0.00	0.00
452-9008	SCHOOLNET PROFESS. DEVELOPMENT	0.00	0.00	0.00	0.00	0.00	0.00	0.00	0.00
452-9009	SCHOOLNET PROFESS. DEVELOPMENT	0.00	0.00	0.00	0.00	0.00	0.00	0.00	0.00
452-9101	SCHOOLNET PROFESS. DEVELOPMENT	0.00	0.00	0.00	0.00	0.00	0.00	0.00	0.00
452-9102	SCHOOLNET PROFESS. DEVELOPMENT	0.00	0.00	0.00	0.00	0.00	0.00	0.00	0.00
459-9008	OHIO READS	0.00	0.00	0.00	0.00	0.00	0.00	0.00	0.00
459-9605	OHIO READS	0.00	0.00	0.00	0.00	0.00	0.00	0.00	0.00
460-9400	SUMMER INTERVENTION	0.00	0.00	0.00	0.00	0.00	0.00	0.00	0.00

FREMONT CITY SCHOOL DISTRICT

Cash Summary Report

Full Account Code	Description	Initial Cash	MTD Received	FYTD Received	MTD Expended	FYTD Expended	Fund Balance	Encumbrance	Unencumbered Balance
460-9500	SUMMER INTERVENTION	\$ 0.00	\$ 0.00	\$ 0.00	\$ 0.00	\$ 0.00	\$ 0.00	\$ 0.00	\$ 0.00
467-0000	STUDENT WELLNESS & SUCCESS	125,000.00	0.00	0.00	0.00	0.00	125,000.00	0.00	125,000.00
494-9006		0.00	0.00	0.00	0.00	0.00	0.00	0.00	0.00
494-9007		0.00	0.00	0.00	0.00	0.00	0.00	0.00	0.00
494-9008		0.00	0.00	0.00	0.00	0.00	0.00	0.00	0.00
494-9009		0.00	0.00	0.00	0.00	0.00	0.00	0.00	0.00
494-9010		0.00	0.00	0.00	0.00	0.00	0.00	0.00	0.00
499-9001	MISCELLANEOUS STATE GRANT FUND	0.00	0.00	0.00	0.00	0.00	0.00	0.00	0.00
499-9002	MISCELLANEOUS STATE GRANT FUND	0.00	0.00	0.00	0.00	0.00	0.00	0.00	0.00
499-9003	MISCELLANEOUS STATE GRANT FUND	0.00	0.00	0.00	0.00	0.00	0.00	0.00	0.00
499-9004	MISCELLANEOUS STATE GRANT FUND	0.00	0.00	0.00	0.00	0.00	0.00	0.00	0.00
499-9005	MISCELLANEOUS STATE GRANT FUND	0.00	0.00	0.00	0.00	0.00	0.00	0.00	0.00
499-9006	MISCELLANEOUS STATE GRANT FUND	0.00	0.00	0.00	0.00	0.00	0.00	0.00	0.00
499-9007	MISCELLANEOUS STATE GRANT FUND	0.00	0.00	0.00	0.00	0.00	0.00	0.00	0.00
499-9009	MISCELLANEOUS STATE GRANT FUND	0.00	0.00	0.00	0.00	0.00	0.00	0.00	0.00
499-9010	ODNR CAPITAL IMPROVEMENT GRANT	0.00	0.00	0.00	0.00	0.00	0.00	0.00	0.00
499-9013	MISCELLANEOUS STATE GRANT FUND	0.00	0.00	0.00	0.00	0.00	0.00	0.00	0.00
499-9021	BUS GRANT FY21	0.00	0.00	0.00	0.00	0.00	0.00	0.00	0.00
499-9022	BUS GRANT FY22	0.00	0.00	0.00	0.00	0.00	0.00	0.00	0.00
499-9023	BUS GRANT FY22	0.00	0.00	0.00	0.00	0.00	0.00	0.00	0.00
499-9101	MISCELLANEOUS STATE GRANT FUND	0.00	0.00	0.00	0.00	0.00	0.00	0.00	0.00
499-9106	MISCELLANEOUS STATE GRANT FUND	0.00	0.00	0.00	0.00	0.00	0.00	0.00	0.00
499-9107	MISCELLANEOUS STATE GRANT FUND	0.00	0.00	0.00	0.00	0.00	0.00	0.00	0.00
499-9114	UNITED WAY PROJECT PASS	0.00	0.00	0.00	0.00	0.00	0.00	0.00	0.00
499-9115	UNITED WAY - PROJECT ATTEND	0.00	0.00	0.00	0.00	0.00	0.00	0.00	0.00
499-9116	UNITED WAY - MENTORSHIP PROGRAM	0.00	0.00	0.00	0.00	0.00	0.00	0.00	0.00
499-9520	DNR BOATING SAFETY GRANT	3,839.22	0.00	0.00	0.00	0.00	3,839.22	0.00	3,839.22
499-9521	FY2021 School Safety Training Grant	16,549.84	0.00	0.00	0.00	0.00	16,549.84	0.00	16,549.84
499-9900	MISCELLANEOUS STATE GRANT FUND	0.00	0.00	0.00	0.00	0.00	0.00	0.00	0.00

FREMONT CITY SCHOOL DISTRICT

Cash Summary Report

Full Account Code	Description	Initial Cash	MTD Received	FYTD Received	MTD Expended	FYTD Expended	Fund Balance	Encumbrance	Unencumbered Balance
499-9904	MISCELLANEOUS STATE GRANT FUND	\$ 0.00	\$ 0.00	\$ 0.00	\$ 0.00	\$ 0.00	\$ 0.00	\$ 0.00	\$ 0.00
504-9011		0.00	0.00	0.00	0.00	0.00	0.00	0.00	0.00
504-9012		0.00	0.00	0.00	0.00	0.00	0.00	0.00	0.00
505-9003	INSTRUCT. PROGRAMS - MIGRANT	0.00	0.00	0.00	0.00	0.00	0.00	0.00	0.00
505-9004	INSTRUCT. PROGRAMS - MIGRANT	0.00	0.00	0.00	0.00	0.00	0.00	0.00	0.00
505-9005	INSTRUCT. PROGRAMS - MIGRANT	0.00	0.00	0.00	0.00	0.00	0.00	0.00	0.00
505-9006	INSTRUCT. PROGRAMS - MIGRANT	0.00	0.00	0.00	0.00	0.00	0.00	0.00	0.00
505-9007	INSTRUCT. PROGRAMS - MIGRANT	0.00	0.00	0.00	0.00	0.00	0.00	0.00	0.00
505-9008	INSTRUCT. PROGRAMS - MIGRANT	0.00	0.00	0.00	0.00	0.00	0.00	0.00	0.00
505-9009	INSTRUCT. PROGRAMS - MIGRANT	0.00	0.00	0.00	0.00	0.00	0.00	0.00	0.00
505-9010	INSTRUCT. PROGRAMS - MIGRANT	0.00	0.00	0.00	0.00	0.00	0.00	0.00	0.00
505-9011	INSTRUCT. PROGRAMS - MIGRANT	0.00	0.00	0.00	0.00	0.00	0.00	0.00	0.00
505-9012	INSTRUCT. PROGRAMS - MIGRANT	0.00	0.00	0.00	0.00	0.00	0.00	0.00	0.00
505-9013	INSTRUCT. PROGRAMS - MIGRANT	0.00	0.00	0.00	0.00	0.00	0.00	0.00	0.00
505-9014	INSTRUCT. PROGRAMS - MIGRANT	0.00	0.00	0.00	0.00	0.00	0.00	0.00	0.00
505-9015	TITLE I-C MIGRANT 2015	0.00	0.00	0.00	0.00	0.00	0.00	0.00	0.00
505-9016	INSTRUCT. PROGRAMS - MIGRANT	0.00	0.00	0.00	0.00	0.00	0.00	0.00	0.00
505-9017	INSTRUCT. PROGRAMS - MIGRANT	0.00	0.00	0.00	0.00	0.00	0.00	0.00	0.00
505-9018	TITLE I-C MIGRANT 2018	0.00	0.00	0.00	0.00	0.00	0.00	0.00	0.00
506-9011	RACE TO THE TOP	0.00	0.00	0.00	0.00	0.00	0.00	0.00	0.00
506-9012	RACE TO THE TOP	0.00	0.00	0.00	0.00	0.00	0.00	0.00	0.00
506-9013	RACE TO THE TOP	0.00	0.00	0.00	0.00	0.00	0.00	0.00	0.00
506-9014	RACE TO THE TOP	0.00	0.00	0.00	0.00	0.00	0.00	0.00	0.00
506-9015	RACE TO THE TOP FY15	0.00	0.00	0.00	0.00	0.00	0.00	0.00	0.00
506-9112	RACE TO THE TOP	0.00	0.00	0.00	0.00	0.00	0.00	0.00	0.00
506-9113	RACE TO THE TOP	0.00	0.00	0.00	0.00	0.00	0.00	0.00	0.00
506-9114	RACE TO THE TOP	0.00	0.00	0.00	0.00	0.00	0.00	0.00	0.00
506-9414	RACE TO THE TOP-ENTRY YEAR ARRA EXPEND	0.00	0.00	0.00	0.00	0.00	0.00	0.00	0.00
507-9021	ESSER GRANT	0.00	0.00	0.00	0.00	0.00	0.00	0.00	0.00
507-9022	ESSER#2	0.00	0.00	0.00	0.00	0.00	0.00	0.00	0.00

FREMONT CITY SCHOOL DISTRICT

Cash Summary Report

Full Account Code	Description	Initial Cash	MTD Received	FYTD Received	MTD Expended	FYTD Expended	Fund Balance	Encumbrance	Unencumbered Balance
507-9023	ARP ESSER	\$ 0.00	\$ 0.00	\$ 0.00	\$ 0.00	\$ 657,136.15	\$ (657,136.15)	\$ 0.00	\$ (657,136.15)
507-9024	ELEMENTARY AND SECONDARY SCHOOL EMERGENCY RELIEF FUND	(1,598,881.80)	0.00	1,598,881.80	0.00	0.00	0.00	0.00	0.00
507-9900	HOMELESSNESS ARP	(2,596.17)	0.00	2,596.17	0.00	0.00	0.00	0.00	0.00
507-9921	ESSER #3	0.00	0.00	0.00	0.00	0.00	0.00	0.00	0.00
509-9021	21ST CENTURY-HIGH SCHOOL YR 4	0.00	0.00	0.00	0.00	0.00	0.00	0.00	0.00
509-9022	21ST CENTURY-HIGH SCHOOL YR 4	0.00	0.00	0.00	0.00	0.00	0.00	0.00	0.00
509-9023	21ST CENTURY-HIGH SCHOOL YR 4	0.00	0.00	0.00	0.00	0.00	0.00	0.00	0.00
510-9000	CRF-Rural & Small Town	0.00	0.00	0.00	0.00	0.00	0.00	0.00	0.00
510-9021	Broadband Connectivity	0.00	0.00	0.00	0.00	0.00	0.00	0.00	0.00
510-9121	County School Relief Grant (CARES)	0.00	0.00	0.00	0.00	0.00	0.00	0.00	0.00
516-9003	IDEA PART B GRANTS	0.00	0.00	0.00	0.00	0.00	0.00	0.00	0.00
516-9004	IDEA PART B GRANTS	0.00	0.00	0.00	0.00	0.00	0.00	0.00	0.00
516-9005	IDEA PART B GRANTS	0.00	0.00	0.00	0.00	0.00	0.00	0.00	0.00
516-9006	IDEA PART B GRANTS	0.00	0.00	0.00	0.00	0.00	0.00	0.00	0.00
516-9007	IDEA PART B GRANTS	0.00	0.00	0.00	0.00	0.00	0.00	0.00	0.00
516-9008	IDEA PART B GRANTS	0.00	0.00	0.00	0.00	0.00	0.00	0.00	0.00
516-9009	IDEA PART B GRANTS	0.00	0.00	0.00	0.00	0.00	0.00	0.00	0.00
516-9010	IDEA PART B GRANTS	0.00	0.00	0.00	0.00	0.00	0.00	0.00	0.00
516-9011	IDEA PART B GRANTS	0.00	0.00	0.00	0.00	0.00	0.00	0.00	0.00
516-9012	IDEA PART B GRANTS	0.00	0.00	0.00	0.00	0.00	0.00	0.00	0.00
516-9013	IDEA PART B GRANTS	0.00	0.00	0.00	0.00	0.00	0.00	0.00	0.00
516-9014	IDEA PART B GRANTS	0.00	0.00	0.00	0.00	0.00	0.00	0.00	0.00
516-9015	IDEA PART B GRANTS	0.00	0.00	0.00	0.00	0.00	0.00	0.00	0.00
516-9016	IDEA PART B GRANTS	0.00	0.00	0.00	0.00	0.00	0.00	0.00	0.00
516-9017	IDEA PART B GRANTS	0.00	0.00	0.00	0.00	0.00	0.00	0.00	0.00
516-9018	TITLE VI-B IDEA 2018	0.00	0.00	0.00	0.00	0.00	0.00	0.00	0.00
516-9019	TITLE VI-B IDEA 2019	0.00	0.00	0.00	0.00	0.00	0.00	0.00	0.00
516-9020	TITLE VI-B IDEA 2020	0.00	0.00	0.00	0.00	0.00	0.00	0.00	0.00
516-9021	TITLE VI-B IDEA 2021	0.00	0.00	0.00	0.00	0.00	0.00	0.00	0.00
516-9022	IDEA FY22	0.00	0.00	0.00	0.00	0.00	0.00	0.00	0.00
516-9023	IDEA FY23	0.00	0.00	0.00	0.00	0.00	0.00	0.00	0.00
516-9024	IDEA PART B GRANTS	(728,350.25)	0.00	746,080.52	9,689.18	66,612.10	(48,881.83)	3,240.42	(52,122.25)
516-9025	IDEA PART B GRANTS	0.00	33,665.05	171,132.88	44,187.74	220,694.24	(49,561.36)	5,078.61	(54,639.97)
516-9110	IDEA PART B GRANTS	0.00	0.00	0.00	0.00	0.00	0.00	0.00	0.00
516-9113	IDEA PART B GRANTS	0.00	0.00	0.00	0.00	0.00	0.00	0.00	0.00
516-9222	IDEA PART B GRANTS	0.00	0.00	0.00	0.00	0.00	0.00	0.00	0.00
516-9322	ARP IDEA PART B GRANTS	0.00	0.00	0.00	0.00	0.00	0.00	0.00	0.00

FREMONT CITY SCHOOL DISTRICT

Cash Summary Report

Full Account Code	Description	Initial Cash	MTD Received	FYTD Received	MTD Expended	FYTD Expended	Fund Balance	Encumbrance	Unencumbered Balance
516-9323	IDEA PART B GRANTS	\$ 0.00	\$ 0.00	\$ 0.00	\$ 0.00	\$ 0.00	\$ 0.00	\$ 0.00	\$ 0.00
516-932N	IDEA PART B GRANTS	0.00	0.00	0.00	0.00	0.00	0.00	0.00	0.00
516-932O	IDEA PART B GRANTS	0.00	0.00	0.00	0.00	0.00	0.00	0.00	0.00
516-9414	IDEA PART B GRANTS	0.00	0.00	0.00	0.00	0.00	0.00	0.00	0.00
524-9006	VOC ED: CARL D. PERKINS - 1984	0.00	0.00	0.00	0.00	0.00	0.00	0.00	0.00
532-932N		0.00	0.00	0.00	0.00	0.00	0.00	0.00	0.00
533-9010	TITLE II D - TECHNOLOGY	0.00	0.00	0.00	0.00	0.00	0.00	0.00	0.00
533-9011	TITLE II D - TECHNOLOGY	0.00	0.00	0.00	0.00	0.00	0.00	0.00	0.00
536-9013	TITLE I SCHOOL IMPROVEMENT A	0.00	0.00	0.00	0.00	0.00	0.00	0.00	0.00
536-9014	TITLE I SCHOOL IMPROVEMENT A	0.00	0.00	0.00	0.00	0.00	0.00	0.00	0.00
536-9015	TITLE I-SCHOOL IMPROVEMENT-HAYES SCHOOL 2015	0.00	0.00	0.00	0.00	0.00	0.00	0.00	0.00
536-9016	TITLE I-SCHOOL IMPROVEMENT-HAYES 2015-2016	0.00	0.00	0.00	0.00	0.00	0.00	0.00	0.00
551-9005	LIMITED ENGLISH PROFICIENCY	0.00	0.00	0.00	0.00	0.00	0.00	0.00	0.00
551-9006	LIMITED ENGLISH PROFICIENCY	0.00	0.00	0.00	0.00	0.00	0.00	0.00	0.00
551-9007	LIMITED ENGLISH PROFICIENCY	0.00	0.00	0.00	0.00	0.00	0.00	0.00	0.00
551-9008	LIMITED ENGLISH PROFICIENCY	0.00	0.00	0.00	0.00	0.00	0.00	0.00	0.00
551-9009	LIMITED ENGLISH PROFICIENCY	0.00	0.00	0.00	0.00	0.00	0.00	0.00	0.00
551-9010	LIMITED ENGLISH PROFICIENCY	0.00	0.00	0.00	0.00	0.00	0.00	0.00	0.00
551-9011	LIMITED ENGLISH PROFICIENCY	0.00	0.00	0.00	0.00	0.00	0.00	0.00	0.00
551-9012	LIMITED ENGLISH PROFICIENCY	0.00	0.00	0.00	0.00	0.00	0.00	0.00	0.00
551-9013	LIMITED ENGLISH PROFICIENCY	0.00	0.00	0.00	0.00	0.00	0.00	0.00	0.00
551-9014	LIMITED ENGLISH PROFICIENCY	0.00	0.00	0.00	0.00	0.00	0.00	0.00	0.00
551-9015	LIMITED ENGLISH PROFICIENCY	0.00	0.00	0.00	0.00	0.00	0.00	0.00	0.00
551-9016	LIMITED ENGLISH PROFICIENCY	0.00	0.00	0.00	0.00	0.00	0.00	0.00	0.00
551-9017	LIMITED ENGLISH PROFICIENCY	0.00	0.00	0.00	0.00	0.00	0.00	0.00	0.00
551-9018	TITLE II - LEP 2018	0.00	0.00	0.00	0.00	0.00	0.00	0.00	0.00
551-9019	TITLE II - LEP 2019	0.00	0.00	0.00	0.00	0.00	0.00	0.00	0.00
551-9020	TITLE III-LEP 2020	0.00	0.00	0.00	0.00	0.00	0.00	0.00	0.00

FREMONT CITY SCHOOL DISTRICT

Cash Summary Report

Full Account Code	Description	Initial Cash	MTD Received	FYTD Received	MTD Expended	FYTD Expended	Fund Balance	Encumbrance	Unencumbered Balance
551-9021	TITLE III-LEP 2020	\$ 0.00	\$ 0.00	\$ 0.00	\$ 0.00	\$ 0.00	\$ 0.00	\$ 0.00	\$ 0.00
551-9022	TITLE III-LEP FY22	0.00	0.00	0.00	0.00	0.00	0.00	0.00	0.00
551-9023	TITLE III-LEP FY22	0.00	0.00	0.00	0.00	0.00	0.00	0.00	0.00
551-9024	TITLE III-LEP FY22	0.00	0.00	0.00	0.00	3,163.99	(3,163.99)	0.00	(3,163.99)
551-9105	LIMITED ENGLISH PROFICIENCY	0.00	0.00	0.00	0.00	0.00	0.00	0.00	0.00
572-9001	TITLE I DISADVANTAGED CHILDREN	0.00	0.00	0.00	0.00	0.00	0.00	0.00	0.00
572-9002	TITLE I DISADVANTAGED CHILDREN	0.00	0.00	0.00	0.00	0.00	0.00	0.00	0.00
572-9003	TITLE I DISADVANTAGED CHILDREN	0.00	0.00	0.00	0.00	0.00	0.00	0.00	0.00
572-9004	TITLE I DISADVANTAGED CHILDREN	0.00	0.00	0.00	0.00	0.00	0.00	0.00	0.00
572-9005	TITLE I DISADVANTAGED CHILDREN	0.00	0.00	0.00	0.00	0.00	0.00	0.00	0.00
572-9006	TITLE I DISADVANTAGED CHILDREN	0.00	0.00	0.00	0.00	0.00	0.00	0.00	0.00
572-9007	TITLE I DISADVANTAGED CHILDREN	0.00	0.00	0.00	0.00	0.00	0.00	0.00	0.00
572-9008	TITLE I DISADVANTAGED CHILDREN	0.00	0.00	0.00	0.00	0.00	0.00	0.00	0.00
572-9009	TITLE I DISADVANTAGED CHILDREN	0.00	0.00	0.00	0.00	0.00	0.00	0.00	0.00
572-9010	TITLE I DISADVANTAGED CHILDREN	0.00	0.00	0.00	0.00	0.00	0.00	0.00	0.00
572-9011	TITLE I DISADVANTAGED CHILDREN	0.00	0.00	0.00	0.00	0.00	0.00	0.00	0.00
572-9012	TITLE I DISADVANTAGED CHILDREN	0.00	0.00	0.00	0.00	0.00	0.00	0.00	0.00
572-9013	TITLE I DISADVANTAGED CHILDREN	0.00	0.00	0.00	0.00	0.00	0.00	0.00	0.00
572-9014	TITLE I DISADVANTAGED CHILDREN	0.00	0.00	0.00	0.00	0.00	0.00	0.00	0.00
572-9015	TITLE I DISADVANTAGED CHILDREN	0.00	0.00	0.00	0.00	0.00	0.00	0.00	0.00
572-9016	TITLE I DISADVANTAGED CHILDREN	0.00	0.00	0.00	0.00	0.00	0.00	0.00	0.00
572-9017	TITLE I - 2017	0.00	0.00	0.00	0.00	0.00	0.00	0.00	0.00
572-9018	TITLE I - 2018	0.00	0.00	0.00	0.00	0.00	0.00	0.00	0.00
572-9019	TITLE I - 2019	0.00	0.00	0.00	0.00	0.00	0.00	0.00	0.00
572-9020	TITLE I 9020	0.00	0.00	0.00	0.00	0.00	0.00	0.00	0.00
572-9021	TITLE I FY21	0.00	0.00	0.00	0.00	0.00	0.00	0.00	0.00
572-9022	TITLE I FY22	0.00	0.00	0.00	0.00	347.50	(347.50)	425.00	(772.50)
572-9023	TITLE I FY2023	0.00	0.00	0.00	0.00	0.00	0.00	0.00	0.00
572-9024	TITLE I FY2023	(308,374.00)	0.00	464,534.34	0.00	400,557.55	(244,397.21)	0.00	(244,397.21)
572-9025	TITLE I FY2023	0.00	75,220.61	298,107.47	97,774.78	395,882.25	(97,774.78)	16,005.06	(113,779.84)

FREMONT CITY SCHOOL DISTRICT

Cash Summary Report

Full Account Code	Description	Initial Cash	MTD Received	FYTD Received	MTD Expended	FYTD Expended	Fund Balance	Encumbrance	Unencumbered Balance
572-9103	TITLE I DISADVANTAGED CHILDREN	\$ 0.00	\$ 0.00	\$ 0.00	\$ 0.00	\$ 0.00	\$ 0.00	\$ 0.00	\$ 0.00
572-9104	TITLE I DISADVANTAGED CHILDREN	0.00	0.00	0.00	0.00	0.00	0.00	0.00	0.00
572-9105	TITLE I DISADVANTAGED CHILDREN	0.00	0.00	0.00	0.00	0.00	0.00	0.00	0.00
572-9106	TITLE I DISADVANTAGED CHILDREN	0.00	0.00	0.00	0.00	0.00	0.00	0.00	0.00
572-9107	TITLE I DISADVANTAGED CHILDREN	0.00	0.00	0.00	0.00	0.00	0.00	0.00	0.00
572-9206	TITLE I DISADVANTAGED CHILDREN	0.00	0.00	0.00	0.00	0.00	0.00	0.00	0.00
572-9207	TITLE I DISADVANTAGED CHILDREN	0.00	0.00	0.00	0.00	0.00	0.00	0.00	0.00
572-9208	TITLE I DISADVANTAGED CHILDREN	0.00	0.00	0.00	0.00	0.00	0.00	0.00	0.00
572-9209	TITLE I DISADVANTAGED CHILDREN	0.00	0.00	0.00	0.00	0.00	0.00	0.00	0.00
572-9210	TITLE I DISADVANTAGED CHILDREN	0.00	0.00	0.00	0.00	0.00	0.00	0.00	0.00
572-9305	TITLE I DISADVANTAGED CHILDREN	0.00	0.00	0.00	0.00	0.00	0.00	0.00	0.00
572-9306	TITLE I DISADVANTAGED CHILDREN	0.00	0.00	0.00	0.00	0.00	0.00	0.00	0.00
572-9307	TITLE I DISADVANTAGED CHILDREN	0.00	0.00	0.00	0.00	0.00	0.00	0.00	0.00
572-9308	TITLE I DISADVANTAGED CHILDREN	0.00	0.00	0.00	0.00	0.00	0.00	0.00	0.00
572-9309	TITLE I DISADVANTAGED CHILDREN	0.00	0.00	0.00	0.00	0.00	0.00	0.00	0.00
572-9310	TITLE I DISADVANTAGED CHILDREN	0.00	0.00	0.00	0.00	0.00	0.00	0.00	0.00
572-9311	TITLE I DISADVANTAGED CHILDREN	0.00	0.00	0.00	0.00	0.00	0.00	0.00	0.00
572-9312	TITLE I DISADVANTAGED CHILDREN	0.00	0.00	0.00	0.00	0.00	0.00	0.00	0.00
572-9313	TITLE I DISADVANTAGED CHILDREN	0.00	0.00	0.00	0.00	0.00	0.00	0.00	0.00
572-9314	TITLE I DISADVANTAGED CHILDREN	0.00	0.00	0.00	0.00	0.00	0.00	0.00	0.00
572-9315	TITLE I DISADVANTAGED CHILDREN	0.00	0.00	0.00	0.00	0.00	0.00	0.00	0.00
572-9316	TITLE I DISADVANTAGED CHILDREN	0.00	0.00	0.00	0.00	0.00	0.00	0.00	0.00
572-9317	TITLE I DISADVANTAGED CHILDREN	0.00	0.00	0.00	0.00	0.00	0.00	0.00	0.00
572-9318	TITLE I-D DELINQUENT 2018	0.00	0.00	0.00	0.00	0.00	0.00	0.00	0.00
572-9319	TITLE I-D DELINQUENT 2019	0.00	0.00	0.00	0.00	0.00	0.00	0.00	0.00
572-9320	TITLE I-D DELINQUENT 2020	0.00	0.00	0.00	0.00	0.00	0.00	0.00	0.00

FREMONT CITY SCHOOL DISTRICT

Cash Summary Report

Full Account Code	Description	Initial Cash	MTD Received	FYTD Received	MTD Expended	FYTD Expended	Fund Balance	Encumbrance	Unencumbered Balance
572-9321	TITLE I-D DELINQUENT 2021	\$ 0.00	\$ 0.00	\$ 0.00	\$ 0.00	\$ 0.00	\$ 0.00	\$ 0.00	\$ 0.00
572-9322	TITLE I-D DELINQUENT 2022	0.00	0.00	0.00	0.00	0.00	0.00	0.00	0.00
572-9323	TITLE I DISADVANTAGED CHILDREN	0.00	0.00	0.00	0.00	0.00	0.00	0.00	0.00
572-9324	TITLE I DISADVANTAGED CHILDREN	(4,077.12)	0.00	9,173.53	0.00	5,096.41	0.00	0.00	0.00
572-9325	TITLE I DISADVANTAGED CHILDREN	0.00	2,250.10	9,000.40	3,375.15	12,375.55	(3,375.15)	0.00	(3,375.15)
572-932N	TITLE I DISADVANTAGED CHILDREN	0.00	0.00	0.00	0.00	0.00	0.00	0.00	0.00
572-932O	TITLE I DISADVANTAGED CHILDREN	0.00	0.00	0.00	0.00	0.00	0.00	0.00	0.00
572-9414	TITLE I DISADVANTAGED CHILDREN	0.00	0.00	0.00	0.00	0.00	0.00	0.00	0.00
572-9421	TITLE I EXPANDING OPPORTUNITIES EACH CHILD	0.00	0.00	0.00	0.00	0.00	0.00	0.00	0.00
572-953K	TITLE I DISADVANTAGED CHILDREN	0.00	0.00	0.00	0.00	0.00	0.00	0.00	0.00
572-953L	TITLE I DISADVANTAGED CHILDREN	0.00	0.00	0.00	0.00	0.00	0.00	0.00	0.00
572-953Q	TITLE I DISADVANTAGED CHILDREN	0.00	0.00	0.00	0.00	0.00	0.00	0.00	0.00
572-953R	TITLE I DISADVANTAGED CHILDREN	0.00	0.00	0.00	0.00	0.00	0.00	0.00	0.00
572-9902	TITLE I DISADVANTAGED CHILDREN	0.00	0.00	0.00	0.00	0.00	0.00	0.00	0.00
572-9903	TITLE I DISADVANTAGED CHILDREN	0.00	0.00	0.00	0.00	0.00	0.00	0.00	0.00
572-9904	TITLE I DISADVANTAGED CHILDREN	0.00	0.00	0.00	0.00	0.00	0.00	0.00	0.00
573-9005	TITLE V INNOVATIVE EDUC PGM	0.00	0.00	0.00	0.00	0.00	0.00	0.00	0.00
573-9006	TITLE V INNOVATIVE EDUC PGM	0.00	0.00	0.00	0.00	0.00	0.00	0.00	0.00
573-9007	TITLE V INNOVATIVE EDUC PGM	0.00	0.00	0.00	0.00	0.00	0.00	0.00	0.00
573-9008	TITLE V INNOVATIVE EDUC PGM	0.00	0.00	0.00	0.00	0.00	0.00	0.00	0.00
573-9009	TITLE V INNOVATIVE EDUC PGM	0.00	0.00	0.00	0.00	0.00	0.00	0.00	0.00
573-9010	TITLE V INNOVATIVE EDUC PGM	0.00	0.00	0.00	0.00	0.00	0.00	0.00	0.00
584-9005	TITLE IV, PART A, STUDENT SUPPORT AND ACADEMIC ENRICHMENT PROGRAMS	0.00	0.00	0.00	0.00	0.00	0.00	0.00	0.00
584-9006	TITLE IV, PART A, STUDENT SUPPORT AND ACADEMIC ENRICHMENT PROGRAMS	0.00	0.00	0.00	0.00	0.00	0.00	0.00	0.00
584-9007	TITLE IV, PART A, STUDENT	0.00	0.00	0.00	0.00	0.00	0.00	0.00	0.00

FREMONT CITY SCHOOL DISTRICT

Cash Summary Report

Full Account Code	Description	Initial Cash	MTD Received	FYTD Received	MTD Expended	FYTD Expended	Fund Balance	Encumbrance	Unencumbered Balance
584-9008	SUPPORT AND ACADEMIC ENRICHMENT PROGRAMS TITLE IV, PART A, STUDENT SUPPORT AND ACADEMIC ENRICHMENT PROGRAMS	\$ 0.00	\$ 0.00	\$ 0.00	\$ 0.00	\$ 0.00	\$ 0.00	\$ 0.00	\$ 0.00
584-9009	SUPPORT AND ACADEMIC ENRICHMENT PROGRAMS TITLE IV, PART A, STUDENT SUPPORT AND ACADEMIC ENRICHMENT PROGRAMS	0.00	0.00	0.00	0.00	0.00	0.00	0.00	0.00
584-9010	SUPPORT AND ACADEMIC ENRICHMENT PROGRAMS TITLE IV, PART A, STUDENT SUPPORT AND ACADEMIC ENRICHMENT PROGRAMS	0.00	0.00	0.00	0.00	0.00	0.00	0.00	0.00
584-9011	SUPPORT AND ACADEMIC ENRICHMENT PROGRAMS TITLE IV, PART A, STUDENT SUPPORT AND ACADEMIC ENRICHMENT PROGRAMS	0.00	0.00	0.00	0.00	0.00	0.00	0.00	0.00
584-9022	SUPPORT AND ACADEMIC ENRICHMENT PROGRAMS TITLE IV, PART A, STUDENT SUPPORT AND ACADEMIC ENRICHMENT PROGRAMS	0.00	0.00	0.00	0.00	0.00	0.00	0.00	0.00
584-9023	SUPPORT AND ACADEMIC ENRICHMENT PROGRAMS TITLE IV, PART A, STUDENT SUPPORT AND ACADEMIC ENRICHMENT PROGRAMS	0.00	0.00	0.00	0.00	0.00	0.00	0.00	0.00
584-9024	SUPPORT AND ACADEMIC ENRICHMENT PROGRAMS TITLE IV, PART A, STUDENT SUPPORT AND ACADEMIC ENRICHMENT PROGRAMS	(20,194.48)	0.00	44,923.79	0.00	31,349.56	(6,620.25)	0.00	(6,620.25)
584-9025	SUPPORT AND ACADEMIC ENRICHMENT PROGRAMS TITLE IV, PART A, STUDENT SUPPORT AND ACADEMIC ENRICHMENT PROGRAMS	0.00	8,099.75	13,892.36	2,130.57	16,022.93	(2,130.57)	8,697.05	(10,827.62)
587-9017	ECSE FY17	0.00	0.00	0.00	0.00	0.00	0.00	0.00	0.00
587-9018	EARLY CHILDHOOD SPECIAL EDUCATION	0.00	0.00	0.00	0.00	0.00	0.00	0.00	0.00
587-9019	EARLY CHILDHOOD SPECIAL EDUCATION	0.00	0.00	0.00	0.00	0.00	0.00	0.00	0.00
587-9020	ESC	0.00	0.00	0.00	0.00	0.00	0.00	0.00	0.00
587-9023	IDEA PRESCHOOL-HANDICAPPED	0.00	0.00	0.00	0.00	0.00	0.00	0.00	0.00
587-9024	IDEA PRESCHOOL-HANDICAPPED	0.00	0.00	0.00	0.00	0.00	0.00	0.00	0.00
587-9025	IDEA PRESCHOOL-HANDICAPPED	0.00	0.00	0.00	0.00	0.00	0.00	0.00	0.00
587-9119	6B RESTORATION	0.00	0.00	0.00	0.00	0.00	0.00	0.00	0.00
590-9004	IMPROVING TEACHER QUALITY	0.00	0.00	0.00	0.00	0.00	0.00	0.00	0.00
590-9005	IMPROVING TEACHER QUALITY	0.00	0.00	0.00	0.00	0.00	0.00	0.00	0.00
590-9006	IMPROVING TEACHER QUALITY	0.00	0.00	0.00	0.00	0.00	0.00	0.00	0.00
590-9007	IMPROVING TEACHER QUALITY	0.00	0.00	0.00	0.00	0.00	0.00	0.00	0.00
590-9008	IMPROVING TEACHER QUALITY	0.00	0.00	0.00	0.00	0.00	0.00	0.00	0.00
590-9009	IMPROVING TEACHER QUALITY	0.00	0.00	0.00	0.00	0.00	0.00	0.00	0.00
590-9010	IMPROVING TEACHER QUALITY	0.00	0.00	0.00	0.00	0.00	0.00	0.00	0.00
590-9011	IMPROVING TEACHER QUALITY	0.00	0.00	0.00	0.00	0.00	0.00	0.00	0.00
590-9012	IMPROVING TEACHER QUALITY	0.00	0.00	0.00	0.00	0.00	0.00	0.00	0.00

FREMONT CITY SCHOOL DISTRICT

Cash Summary Report

Full Account Code	Description	Initial Cash	MTD Received	FYTD Received	MTD Expended	FYTD Expended	Fund Balance	Encumbrance	Unencumbered Balance
590-9013	IMPROVING TEACHER QUALITY	\$ 0.00	\$ 0.00	\$ 0.00	\$ 0.00	\$ 0.00	\$ 0.00	\$ 0.00	\$ 0.00
590-9014	IMPROVING TEACHER QUALITY	0.00	0.00	0.00	0.00	0.00	0.00	0.00	0.00
590-9015	IMPROVING TEACHER QUALITY	0.00	0.00	0.00	0.00	0.00	0.00	0.00	0.00
590-9016	IMPROVING TEACHER QUALITY	0.00	0.00	0.00	0.00	0.00	0.00	0.00	0.00
590-9017	IMPROVING TEACHER QUALITY	0.00	0.00	0.00	0.00	0.00	0.00	0.00	0.00
590-9018	TITLE II-A TEACHER QUALITY 2018	0.00	0.00	0.00	0.00	0.00	0.00	0.00	0.00
590-9019	TITLE II-A SUPPORTING EFFECTIVE INSTR 2019	0.00	0.00	0.00	0.00	0.00	0.00	0.00	0.00
590-9020	TITLE II-A SUPPORTING EFFECTIVE INSTR 2020	0.00	0.00	0.00	0.00	0.00	0.00	0.00	0.00
590-9021	TITLE II-A SUPPORTING EFFECTIVE INSTR 2021	0.00	0.00	0.00	0.00	0.00	0.00	0.00	0.00
590-9022	TITLE II-A SUPPORTING EFFECTIVE INSTR 2022	0.00	0.00	0.00	0.00	0.00	0.00	0.00	0.00
590-9023	TITLE II-A SUPPORTING EFFECTIVE INSTR 2022	0.00	0.00	0.00	0.00	0.00	0.00	0.00	0.00
590-9024	TITLE II-A SUPPORTING EFFECTIVE INSTR 2022	(52,967.52)	0.00	87,382.26	0.00	34,414.74	0.00	800.00	(800.00)
590-9025	TITLE II-A SUPPORTING EFFECTIVE INSTR 2022	0.00	9,738.80	39,570.25	14,177.01	53,747.26	(14,177.01)	17,855.91	(32,032.92)
590-9109	IMPROVING TEACHER QUALITY	0.00	0.00	0.00	0.00	0.00	0.00	0.00	0.00
590-9110	IMPROVING TEACHER QUALITY	0.00	0.00	0.00	0.00	0.00	0.00	0.00	0.00
590-9111	IMPROVING TEACHER QUALITY	0.00	0.00	0.00	0.00	0.00	0.00	0.00	0.00
590-9112	IMPROVING TEACHER QUALITY	0.00	0.00	0.00	0.00	0.00	0.00	0.00	0.00
590-9113	IMPROVING TEACHER QUALITY	0.00	0.00	0.00	0.00	0.00	0.00	0.00	0.00
590-9921	DIVERSIFYING THE ED. PROFESSION	0.00	0.00	0.00	0.00	0.00	0.00	0.00	0.00
590-9922	DIVERSIFYING THE ED. PROFESSION	0.00	0.00	0.00	0.00	0.00	0.00	0.00	0.00
590-9923	DIVERSIFYING THE ED. PROFESSION	0.00	0.00	0.00	0.00	0.00	0.00	0.00	0.00
590-9991	EDUCATORS RISING GRANT	2,018.46	0.00	0.00	0.00	0.00	2,018.46	0.00	2,018.46
590-9992	IMPROVING TEACHER QUALITY	0.00	0.00	0.00	0.00	0.00	0.00	0.00	0.00
590-9993	EDUCATORS RISING GRANT	0.00	0.00	0.00	0.00	0.00	0.00	0.00	0.00
591-9010	EARLY LEARNING INITIATIVES	0.00	0.00	0.00	0.00	0.00	0.00	0.00	0.00
591-9011	EARLY LEARNING INITIATIVES	0.00	0.00	0.00	0.00	0.00	0.00	0.00	0.00
599-9000	FARM TO SCHOOL - ATKINSON	100.00	0.00	0.00	0.00	0.00	100.00	0.00	100.00
599-9001	FARM TO SCHOOL - HAYES	100.00	0.00	0.00	0.00	0.00	100.00	0.00	100.00
599-9002	FARM TO SCHOOL - OTIS	100.00	0.00	0.00	0.00	0.00	100.00	0.00	100.00
599-9005	MISCELLANEOUS FED. GRANT FUND	0.00	0.00	0.00	0.00	0.00	0.00	0.00	0.00
599-9006	MISCELLANEOUS FED. GRANT FUND	0.00	0.00	0.00	0.00	0.00	0.00	0.00	0.00
599-9007	MISCELLANEOUS FED. GRANT FUND	0.00	0.00	0.00	0.00	0.00	0.00	0.00	0.00

FREMONT CITY SCHOOL DISTRICT

Cash Summary Report

Full Account Code	Description	Initial Cash	MTD Received	FYTD Received	MTD Expended	FYTD Expended	Fund Balance	Encumbrance	Unencumbered Balance
599-9008	MISCELLANEOUS FED. GRANT FUND	\$ 0.00	\$ 0.00	\$ 0.00	\$ 0.00	\$ 0.00	\$ 0.00	\$ 0.00	\$ 0.00
599-9009	MISCELLANEOUS FED. GRANT FUND	0.00	0.00	0.00	0.00	0.00	0.00	0.00	0.00
599-9012	MISCELLANEOUS FED. GRANT FUND	0.00	0.00	0.00	0.00	0.00	0.00	0.00	0.00
599-9013	MISCELLANEOUS FED. GRANT FUND	0.00	0.00	0.00	0.00	0.00	0.00	0.00	0.00
599-9014	MISCELLANEOUS FED. GRANT FUND	0.00	0.00	0.00	0.00	0.00	0.00	0.00	0.00
599-9018	TITLE IV-A SSAE	0.00	0.00	0.00	0.00	0.00	0.00	0.00	0.00
599-9019	TITLE IV-A STUDENT SUPPORT & ACADEMIC ENRICH	0.00	0.00	0.00	0.00	0.00	0.00	0.00	0.00
599-9020	TITLE IV-A STUDENT SUPPORT & ACADEMIC 2020	0.00	0.00	0.00	0.00	0.00	0.00	0.00	0.00
599-9021	TITLE IV-A STUDENT SUPPORT & ACADEMIC 2021	0.00	0.00	0.00	0.00	0.00	0.00	0.00	0.00
599-9022	TITLE IV-A STUDENT SUPPORT & ACADEMIC 2022	0.00	0.00	0.00	0.00	0.00	0.00	0.00	0.00
599-9023	TITLE IV-A STUDENT SUPPORT & ACADEMIC 2022	0.00	0.00	0.00	0.00	0.00	0.00	0.00	0.00
599-9024	MISCELLANEOUS FED. GRANT FUND	11,672.27	0.00	0.00	0.00	57,309.30	(45,637.03)	850.64	(46,487.67)
599-9025	MISCELLANEOUS FED. GRANT FUND	0.00	0.00	0.00	0.00	0.00	0.00	0.00	0.00
599-9101	MISCELLANEOUS FED. GRANT FUND	0.00	0.00	0.00	0.00	0.00	0.00	0.00	0.00
599-9105	MISCELLANEOUS FED. GRANT FUND	0.00	0.00	0.00	0.00	0.00	0.00	0.00	0.00
599-9106	MISCELLANEOUS FED. GRANT FUND	0.00	0.00	0.00	0.00	0.00	0.00	0.00	0.00
599-9107	MISCELLANEOUS FED. GRANT FUND	0.00	0.00	0.00	0.00	0.00	0.00	0.00	0.00
599-9108	MISCELLANEOUS FED. GRANT FUND	0.00	0.00	0.00	0.00	0.00	0.00	0.00	0.00
599-9111	MISCELLANEOUS FED. GRANT FUND	0.00	0.00	0.00	0.00	0.00	0.00	0.00	0.00
599-9112	MISCELLANEOUS FED. GRANT FUND	0.00	0.00	0.00	0.00	0.00	0.00	0.00	0.00
599-9113	MISCELLANEOUS FED. GRANT FUND	0.00	0.00	0.00	0.00	0.00	0.00	0.00	0.00
599-9205	MISCELLANEOUS FED. GRANT FUND	0.00	0.00	0.00	0.00	0.00	0.00	0.00	0.00
599-9207	MISCELLANEOUS FED. GRANT FUND	0.00	0.00	0.00	0.00	0.00	0.00	0.00	0.00
599-9208	21ST CENTURY - FMS	0.00	0.00	0.00	0.00	0.00	0.00	0.00	0.00
599-9209	MISCELLANEOUS FED. GRANT FUND	0.00	0.00	0.00	0.00	0.00	0.00	0.00	0.00
599-9305	MISCELLANEOUS FED. GRANT	0.00	0.00	0.00	0.00	0.00	0.00	0.00	0.00

FREMONT CITY SCHOOL DISTRICT

Cash Summary Report

Full Account Code	Description	Initial Cash	MTD Received	FYTD Received	MTD Expended	FYTD Expended	Fund Balance	Encumbrance	Unencumbered Balance
	FUND								
599-9306	MISCELLANEOUS FED. GRANT FUND	\$ 0.00	\$ 0.00	\$ 0.00	\$ 0.00	\$ 0.00	\$ 0.00	\$ 0.00	\$ 0.00
599-9308	21ST CENTURY - HIGH SCHOOL	0.00	0.00	0.00	0.00	0.00	0.00	0.00	0.00
599-9313	21ST CENTURY-LEARNING FOR A LIFETIME YR3	0.00	0.00	0.00	0.00	0.00	0.00	0.00	0.00
599-9318	21ST CENTURY-HIGH SCHOOL YR 2	0.00	0.00	0.00	0.00	0.00	0.00	0.00	0.00
599-9328	21ST CENTURY-HIGH SCHOOL YR 3	0.00	0.00	0.00	0.00	0.00	0.00	0.00	0.00
599-9320	MISCELLANEOUS FED. GRANT FUND	0.00	0.00	0.00	0.00	0.00	0.00	0.00	0.00
599-9406	MISCELLANEOUS FED. GRANT FUND	0.00	0.00	0.00	0.00	0.00	0.00	0.00	0.00
599-9413	MISC. FED. GRANT	0.00	0.00	0.00	0.00	0.00	0.00	0.00	0.00
599-9414	MISCELLANEOUS FED. GRANT FUND	0.00	0.00	0.00	0.00	0.00	0.00	0.00	0.00
599-9416	MISCELLANEOUS FED. GRANT FUND	0.00	0.00	0.00	0.00	0.00	0.00	0.00	0.00
599-9417	LOW INCOME POVERTY GRANT 2017	0.00	0.00	0.00	0.00	0.00	0.00	0.00	0.00
599-9418	RURAL LOW POVERTY INCOME FY18	0.00	0.00	0.00	0.00	0.00	0.00	0.00	0.00
599-9419	RURAL LOW POVERTY INCOME FY19	0.00	0.00	0.00	0.00	0.00	0.00	0.00	0.00
599-9420	US FISH AND WILDLIFE SERVICE	0.00	0.00	0.00	0.00	0.00	0.00	0.00	0.00
599-9428	21ST CENTURY-HIGH SCHOOL YR 4	0.00	0.00	0.00	0.00	0.00	0.00	0.00	0.00
599-9511	21st CENTURY-INNOVATION	0.00	0.00	0.00	0.00	0.00	0.00	0.00	0.00
599-9513	21ST CENTURY - YR 5 2017	0.00	0.00	0.00	0.00	0.00	0.00	0.00	0.00
599-9519	NSLF EQUIPMENT - STAMM	0.00	0.00	0.00	0.00	0.00	0.00	0.00	0.00
599-9901	SAFETY GRANT	99,999.15	0.00	0.00	0.00	0.00	99,999.15	0.00	99,999.15
599-9993	MISCELLANEOUS FED. GRANT FUND	0.00	0.00	0.00	0.00	0.00	0.00	0.00	0.00
Grand Total		\$ 27,270,411.96	\$ 6,659,611.21	\$ 45,624,798.90	\$ 8,788,927.01	\$ 43,446,913.79	\$ 29,448,297.07	\$ 6,881,104.29	\$ 22,567,192.78

FREMONT CITY SCHOOL DISTRICT
Self-Funded Insurance Program

January 31, 2025

Beginning Balance -January 1, 2025

\$274,950.91

REVENUE

Board of Education Contributions	\$ 507,396.11
Employee Contributions	\$62,149.96
Sun Life Reimbursement	\$ 40,592.26

Total Revenue

\$ 610,138.33

EXPENDITURES

Medical Claims	\$ 495,151.81
Dental Claims	\$ 19,003.10
Prescription Drug Claims	\$ 86,603.02
Vision Claims	\$ 3,541.56
Administrative Fees:	\$ 92,711.58
Medical Health Services	\$ 21,065.54
Dental	\$ 1,794.83
Express Scripts	\$ 1,541.57
Vision Service Plan	\$ 601.66
Stop Loss Insurance	\$ 64,230.15
Broker Fees	\$ 3,477.83

Total Expenditures

\$ 697,011.07

Monthly Profit/(Loss)

\$ (86,872.74)

Ending Balance - January 31, 2025

\$188,078.17

Start Date: 1/1/2025

End Date: 1/31/2025

FREMONT CITY SCHOOL DISTRICT Disbursement Summary Report

Reference Number	Check Number	Type	Date	Name	Vendor #	Status	Reconcile Date	Void Date	Amount
34755	0	PAYROLL	1/3/2025	FREMONT CITY SCHOOL DISTRICT		RECONCILED	1/3/2025		\$ 1,096,611.73
34756	0	PAYROLL	1/3/2025	FREMONT CITY SCHOOL DISTRICT		RECONCILED	1/3/2025		750.00
34757	0	ACCOUNTS_PAYABLE	1/3/2025	FREMONT BOE-MEDICARE	900012	RECONCILED	1/3/2025		15,428.86
34758	0	ACCOUNTS_PAYABLE	1/3/2025	FREMONT BOE-WC	900001	RECONCILED	1/3/2025		4,165.78
34760	0	ACCOUNTS_PAYABLE	1/3/2025	STRS (691)	900053	RECONCILED	1/3/2025		18,933.09
34762	0	ACCOUNTS_PAYABLE	1/3/2025	SERS (690)	900054	RECONCILED	1/3/2025		1,727.28
34807	0	PAYROLL	1/10/2025	FREMONT CITY SCHOOL DISTRICT		RECONCILED	1/10/2025		79,102.75
34822	0	ACCOUNTS_PAYABLE	1/10/2025	FREMONT BOE-MEDICARE	900012	RECONCILED	1/10/2025		1,129.95
34823	0	ACCOUNTS_PAYABLE	1/10/2025	SERS (690)	900054	RECONCILED	1/10/2025		19.60
34835	0	PAYROLL	1/17/2025	FREMONT CITY SCHOOL DISTRICT		RECONCILED	1/17/2025		1,004,568.27
34836	0	ACCOUNTS_PAYABLE	1/17/2025	FREMONT BOE-WC	900001	RECONCILED	1/17/2025		3,816.66
34837	0	ACCOUNTS_PAYABLE	1/17/2025	FREMONT BOE-MEDICARE	900012	RECONCILED	1/17/2025		14,865.11
34838	0	ACCOUNTS_PAYABLE	1/17/2025	FREMONT BOE-MEDICAL	900002	RECONCILED	1/17/2025		488,504.57
34839	0	ACCOUNTS_PAYABLE	1/17/2025	FREMONT BOE-DENTAL	900003	RECONCILED	1/17/2025		18,891.54
34840	0	ACCOUNTS_PAYABLE	1/17/2025	STRS (691)	900053	RECONCILED	1/17/2025		17,582.59
34841	0	ACCOUNTS_PAYABLE	1/17/2025	SERS (690)	900054	RECONCILED	1/17/2025		1,727.28
34957	0	ACCOUNTS_PAYABLE	1/31/2025	FREMONT BOE-WC	900001	RECONCILED	1/31/2025		4,154.06
34958	0	ACCOUNTS_PAYABLE	1/31/2025	FREMONT BOE-MEDICARE	900012	RECONCILED	1/31/2025		15,975.67
34959	0	ACCOUNTS_PAYABLE	1/31/2025	SERS (690)	900054	RECONCILED	1/31/2025		1,727.28
34960	0	ACCOUNTS_PAYABLE	1/31/2025	STRS (691)	900053	RECONCILED	1/31/2025		17,582.59
34961	0	ACCOUNTS_PAYABLE	1/29/2025	SERS	900050	RECONCILED	1/29/2025		73,820.00
34962	0	ACCOUNTS_PAYABLE	1/29/2025	STRS	900051	RECONCILED	1/29/2025		225,944.00

Start Date: 1/1/2025

End Date: 1/31/2025

FREMONT CITY SCHOOL DISTRICT

Disbursement Summary Report

Reference Number	Check Number	Type	Date	Name	Vendor #	Status	Reconcile Date	Void Date	Amount
34974	0	PAYROLL	1/31/2025	FREMONT CITY SCHOOL DISTRICT		RECONCILED	1/31/2025		\$ 1,094,300.91
34729	97221	ACCOUNTS_PAYA BLE	1/13/2025	ADKINS SANITATION	11107	RECONCILED	1/24/2025		1,075.00
34754	97222	ACCOUNTS_PAYA BLE	1/13/2025	ALLEN COUNTY ESC	11128	RECONCILED	1/18/2025		300.00
34750	97223	ACCOUNTS_PAYA BLE	1/13/2025	ALL-PRO ELEVATOR	11131	RECONCILED	1/23/2025		1,465.00
34731	97224	ACCOUNTS_PAYA BLE	1/13/2025	AMAZON CAPITAL SERVICES	15201	RECONCILED	1/23/2025		2,092.83
34724	97225	ACCOUNTS_PAYA BLE	1/13/2025	AT&T(SERVICE)	17978	RECONCILED	1/18/2025		2,446.37
34742	97226	ACCOUNTS_PAYA BLE	1/13/2025	BECK SUPPLIERS	22110	RECONCILED	1/18/2025		52.93
34733	97227	ACCOUNTS_PAYA BLE	1/13/2025	BOILERS, CONTROLS & EQUIP., INC.	26515	RECONCILED	1/25/2025		2,182.21
34740	97228	ACCOUNTS_PAYA BLE	1/13/2025	BRINDZA, MCINTYRE & SEED LLP	26870	RECONCILED	1/31/2025		503.80
34737	97229	ACCOUNTS_PAYA BLE	1/13/2025	BGSU CROSS TRACK AND FIELD	26903	RECONCILED	1/27/2025		300.00
34752	97230	ACCOUNTS_PAYA BLE	1/13/2025	BROWN SUPPLY CO	26930	RECONCILED	1/23/2025		61.50
34723	97231	ACCOUNTS_PAYA BLE	1/13/2025	BUCKEYE COMMERCIAL FURNITURE LLC	27716	RECONCILED	1/23/2025		2,193.00
34739	97232	ACCOUNTS_PAYA BLE	1/13/2025	C & W AUTO SUPPLY	30515	RECONCILED	1/18/2025		43.79
34747	97233	ACCOUNTS_PAYA BLE	1/13/2025	CARDINAL BUS SALES&SERVICE INC	30706	RECONCILED	1/18/2025		8,022.42
34736	97234	ACCOUNTS_PAYA BLE	1/13/2025	CDWG	30728	RECONCILED	1/23/2025		16,695.00
34727	97235	ACCOUNTS_PAYA BLE	1/13/2025	CITY OF FREMONT	33807	RECONCILED	1/17/2025		63,156.08
34730	97236	ACCOUNTS_PAYA BLE	1/13/2025	DCLARK ONLINE, LLC	34561	RECONCILED	1/23/2025		115.00
34746	97237	ACCOUNTS_PAYA BLE	1/13/2025	CROWN BATTERY MFG. CO.	37730	RECONCILED	1/18/2025		264.56
34735	97238	ACCOUNTS_PAYA BLE	1/13/2025	DEFIANCE CITY SCHOOLS	42019	RECONCILED	1/27/2025		450.00
34738	97239	ACCOUNTS_PAYA BLE	1/13/2025	DIGITAL INSURANCE LLC	42570	RECONCILED	1/23/2025		3,477.83
34745	97240	ACCOUNTS_PAYA	1/13/2025	LAKOTA	106321	RECONCILED	1/27/2025		225.00

Start Date: 1/1/2025

End Date: 1/31/2025

FREMONT CITY SCHOOL DISTRICT

Disbursement Summary Report

Reference Number	Check Number	Type	Date	Name	Vendor #	Status	Reconcile Date	Void Date	Amount
		BLE		SCHOOLS					
34732	97241	ACCOUNTS_PAYA	1/13/2025	CHROMEBOOKPA	140786	RECONCILED	1/23/2025		\$ 199.75
		BLE		RTS.COM					
34725	97242	ACCOUNTS_PAYA	1/13/2025	AT & T	190912	RECONCILED	1/23/2025		6,790.34
		BLE							
34743	97243	ACCOUNTS_PAYA	1/13/2025	AT&T(LONG	190916	RECONCILED	1/23/2025		458.66
		BLE		DISTANCE)					
34753	97244	ACCOUNTS_PAYA	1/13/2025	GAME ONE	202075	RECONCILED	1/23/2025		1,735.00
		BLE							
34728	97245	ACCOUNTS_PAYA	1/13/2025	BLUUM OF	204310	RECONCILED	1/24/2025		64,211.00
		BLE		MINNESOTA, LLC					
34722	97246	ACCOUNTS_PAYA	1/13/2025	ALFRED NICKLES	288615	RECONCILED	1/17/2025		3,265.14
		BLE		BAKERY INC.					
34751	97247	ACCOUNTS_PAYA	1/13/2025	TONY OLVERA	600575	RECONCILED	1/17/2025		101.30
		BLE							
34748	97248	ACCOUNTS_PAYA	1/13/2025	ALAN MEHLOW	601077	OUTSTANDING			40.60
		BLE							
34726	97249	ACCOUNTS_PAYA	1/13/2025	BRICKER	975756	RECONCILED	1/23/2025		1,253.50
		BLE		GRAYDON LLP					
34734	97250	ACCOUNTS_PAYA	1/13/2025	CARDIO	975933	RECONCILED	1/17/2025		676.00
		BLE		PARTNERS INC					
34744	97251	ACCOUNTS_PAYA	1/13/2025	DALTON HARP	975983	RECONCILED	1/18/2025		950.00
		BLE							
34749	97252	ACCOUNTS_PAYA	1/13/2025	ASHLEY	976075	RECONCILED	1/31/2025		150.00
		BLE		O'CONNOR					
34741	97253	ACCOUNTS_PAYA	1/13/2025	SERGIO	976133	RECONCILED	1/17/2025		72.95
		BLE		ZACARIAS					
34779	97254	ACCOUNTS_PAYA	1/13/2025	JW PEPPER &	10516	RECONCILED	1/18/2025		31.99
		BLE		SON, INC					
34796	97255	ACCOUNTS_PAYA	1/13/2025	EDUCATION	11122	RECONCILED	1/23/2025		125.00
		BLE		EXPO					
34788	97256	ACCOUNTS_PAYA	1/13/2025	NCS PEARSON	11127	RECONCILED	1/23/2025		248.90
		BLE		INC					
34763	97257	ACCOUNTS_PAYA	1/13/2025	REPUBLIC	26910	RECONCILED	1/23/2025		2,977.17
		BLE		SERVICES #263					
34802	97258	ACCOUNTS_PAYA	1/13/2025	CLYDE-GREEN	34580	RECONCILED	1/17/2025		350.00
		BLE		SPRINGS					
				EXEMPTED					
				VILLAGE SCHOOL					
				DISTRICT					
34774	97259	ACCOUNTS_PAYA	1/13/2025	Learnwell	55070	RECONCILED	1/23/2025		406.98
		BLE							
34775	97260	ACCOUNTS_PAYA	1/13/2025	FORTE MUSIC	66672	RECONCILED	1/18/2025		1,075.00
		BLE		INC.					
34794	97261	ACCOUNTS_PAYA	1/13/2025	FREMONT AUTO	68220	RECONCILED	1/17/2025		656.37
		BLE		PARTS					
34766	97262	ACCOUNTS_PAYA	1/13/2025	FREMONT	68230	RECONCILED	1/17/2025		10,102.10
		BLE		WATER OFFICE					

Start Date: 1/1/2025

End Date: 1/31/2025

FREMONT CITY SCHOOL DISTRICT

Disbursement Summary Report

Reference Number	Check Number	Type	Date	Name	Vendor #	Status	Reconcile Date	Void Date	Amount
34791	97263	ACCOUNTS_PAYA BLE	1/13/2025	GOLDEN GATE FINANCIAL SERVICES, LLC	75770	RECONCILED	1/18/2025		\$ 2,330.00
34803	97264	ACCOUNTS_PAYA BLE	1/13/2025	HASTY AWARDS	80634	RECONCILED	1/31/2025		53.16
34776	97265	ACCOUNTS_PAYA BLE	1/13/2025	HANDY GRAFIX LLC	80655	RECONCILED	1/23/2025		27.00
34787	97266	ACCOUNTS_PAYA BLE	1/13/2025	JOHNSTONE SUPPLY	106322	RECONCILED	1/18/2025		788.58
34793	97267	ACCOUNTS_PAYA BLE	1/13/2025	KROGERS	117605	RECONCILED	1/18/2025		454.31
34761	97268	ACCOUNTS_PAYA BLE	1/13/2025	LOWE'S	126893	RECONCILED	1/23/2025		482.36
34773	97269	ACCOUNTS_PAYA BLE	1/13/2025	LUDLOW COMPOSITES CORPORATION	130040	RECONCILED	1/17/2025		290.80
34772	97270	ACCOUNTS_PAYA BLE	1/13/2025	NORTH CENTRAL OHIO ESC	130722	RECONCILED	1/23/2025		125.00
34804	97271	ACCOUNTS_PAYA BLE	1/13/2025	METROTEX TEXTILE RENTAL LLC	132860	RECONCILED	1/23/2025		185.90
34801	97272	ACCOUNTS_PAYA BLE	1/13/2025	OE MEYER CO	132905	RECONCILED	1/18/2025		131.95
34781	97273	ACCOUNTS_PAYA BLE	1/13/2025	NATIONAL FFA ORGANIZATION	140814	RECONCILED	1/18/2025		264.00
34800	97274	ACCOUNTS_PAYA BLE	1/13/2025	NOECA	144904	RECONCILED	1/27/2025		12,000.00
34768	97275	ACCOUNTS_PAYA BLE	1/13/2025	OSUPPLIES.COM	153396	RECONCILED	1/17/2025		1,016.25
34759	97276	ACCOUNTS_PAYA BLE	1/13/2025	OHIO SCHOOLS COUNCIL	154320	RECONCILED	1/17/2025		17,236.38
34792	97277	ACCOUNTS_PAYA BLE	1/13/2025	CLAY HIGH SCHOOL	157510	RECONCILED	1/23/2025		450.00
34782	97278	ACCOUNTS_PAYA BLE	1/13/2025	PEPSI-COLA	162612	RECONCILED	1/23/2025		483.56
34767	97279	ACCOUNTS_PAYA BLE	1/13/2025	PRIMEX WIRELESS, INC	167486	RECONCILED	1/23/2025		1,869.99
34789	97280	ACCOUNTS_PAYA BLE	1/13/2025	ROOT'S POULTRY	184910	RECONCILED	1/17/2025		106.80
34780	97281	ACCOUNTS_PAYA BLE	1/13/2025	REFRIGERATOR SALES	190555	RECONCILED	1/18/2025		1,522.33
34798	97282	ACCOUNTS_PAYA BLE	1/13/2025	SCHOLASTIC BOOK FAIRS	191325	RECONCILED	1/18/2025		3,245.45
34795	97283	ACCOUNTS_PAYA BLE	1/13/2025	SELKING INTERNATIONAL	191625	RECONCILED	1/17/2025		84.25
34777	97284	ACCOUNTS_PAYA BLE	1/13/2025	SHEETS SUPPLY	193112	RECONCILED	1/23/2025		737.03
34799	97285	ACCOUNTS_PAYA	1/13/2025	SIESEL	193401	RECONCILED	1/18/2025		152.18

Start Date: 1/1/2025

End Date: 1/31/2025

FREMONT CITY SCHOOL DISTRICT

Disbursement Summary Report

Reference Number	Check Number	Type	Date	Name	Vendor #	Status	Reconcile Date	Void Date	Amount
		BLE		DISTRIBUTING LLC					
34784	97286	ACCOUNTS_PAYA	1/13/2025	SMILEY TIRE & RETREADING CO.	196109	RECONCILED	1/28/2025		\$ 4,352.50
34771	97287	ACCOUNTS_PAYA	1/13/2025	STANTON'S SHEET MUSIC	198025	RECONCILED	1/23/2025		216.63
34806	97288	ACCOUNTS_PAYA	1/13/2025	RETTIG MUSIC INC.	236498	RECONCILED	1/23/2025		475.20
34797	97289	ACCOUNTS_PAYA	1/13/2025	MARGARETTA SCHOOL	277220	RECONCILED	1/31/2025		150.00
34765	97290	ACCOUNTS_PAYA	1/13/2025	GORDON FOOD SERVICE	283610	RECONCILED	1/23/2025		177.22
34764	97291	ACCOUNTS_PAYA	1/13/2025	MOONSHINE ENTERTAINMENT LTD	286176	RECONCILED	1/27/2025		295.92
34778	97292	ACCOUNTS_PAYA	1/13/2025	CLEANING AND SUCH, LTD	345672	RECONCILED	1/23/2025		175.00
34770	97293	ACCOUNTS_PAYA	1/13/2025	GREGG GALLAGHER	600554	RECONCILED	1/17/2025		40.60
34790	97294	ACCOUNTS_PAYA	1/13/2025	EMSCO	975542	RECONCILED	1/23/2025		269.56
34785	97295	ACCOUNTS_PAYA	1/13/2025	PRECISION DATA PRODUCTS	975787	RECONCILED	1/31/2025		481.73
34783	97296	ACCOUNTS_PAYA	1/13/2025	MILLCRAFT BARN	975813	RECONCILED	1/23/2025		6,064.35
34805	97297	ACCOUNTS_PAYA	1/13/2025	MONTGOMERY COUNTY JUVENILE COURT	975838	RECONCILED	1/31/2025		140.00
34786	97298	ACCOUNTS_PAYA	1/13/2025	HILL INTERNATIONAL TRUCKS, LLC	975873	RECONCILED	1/18/2025		39.20
34769	97299	ACCOUNTS_PAYA	1/13/2025	KALEIDOSCOPE LEARNING, INC	976126	RECONCILED	1/24/2025		1,170.00
34809	97300	ACCOUNTS_PAYA	1/13/2025	INTERSTATE BILLING SERVICE	751	RECONCILED	1/23/2025		4,307.77
34811	97301	ACCOUNTS_PAYA	1/13/2025	SUNRISE COOPERATIVE	36815	RECONCILED	1/17/2025		5,144.71
34810	97302	ACCOUNTS_PAYA	1/13/2025	AMERICAN ELECTRIC POWER	153425	RECONCILED	1/23/2025		43,047.89
34817	97303	ACCOUNTS_PAYA	1/13/2025	STREACKER TRACTOR SALES, INC	198405	RECONCILED	1/24/2025		84.12
34818	97304	ACCOUNTS_PAYA	1/13/2025	TOLEDO PHYSICAL EDUCATION SUPPLY, INC	206515	RECONCILED	1/23/2025		629.98
34814	97305	ACCOUNTS_PAYA	1/13/2025	TRANSPORTATIO	207001	RECONCILED	1/23/2025		1,470.77

Start Date: 1/1/2025

End Date: 1/31/2025

FREMONT CITY SCHOOL DISTRICT Disbursement Summary Report

Reference Number	Check Number	Type	Date	Name	Vendor #	Status	Reconcile Date	Void Date	Amount
		BLE		N ACCESSORIES COMPANY, INC.					
34812	97306	ACCOUNTS_PAYA	1/13/2025	UIS INSURANCE & INVESTMENTS	215311	RECONCILED	1/18/2025		\$ 84.00
34815	97307	ACCOUNTS_PAYA	1/13/2025	UNIFIRST CORPORATION	215356	RECONCILED	1/24/2025		419.40
34821	97308	ACCOUNTS_PAYA	1/13/2025	UNITED PARCEL SERVICE	215360	RECONCILED	1/24/2025		99.65
34819	97309	ACCOUNTS_PAYA	1/13/2025	U.S. AWARDS, INC.	215461	RECONCILED	1/23/2025		218.24
34813	97310	ACCOUNTS_PAYA	1/13/2025	WADSWORTH SOLUTIONS	230275	RECONCILED	1/17/2025		9,649.00
34820	97311	ACCOUNTS_PAYA	1/13/2025	WARD'S SCIENCE	230705	RECONCILED	1/18/2025		129.60
34808	97312	ACCOUNTS_PAYA	1/13/2025	TOFT DAIRY	288609	RECONCILED	1/23/2025		10,320.45
34816	97313	ACCOUNTS_PAYA	1/13/2025	TIFFIN DYE- NAMIC DESIGN, LLC	976129	RECONCILED	1/17/2025		1,000.00
34834	97314	ACCOUNTS_PAYA	1/15/2025	OAT&CCC	975929	OUTSTANDING			270.00
34845	97315	ACCOUNTS_PAYA	1/24/2025	POSTMASTER	166805	RECONCILED	1/31/2025		1,616.43
34850	97316	ACCOUNTS_PAYA	1/27/2025	BONNIE ARGUELLES	172	OUTSTANDING			81.34
34874	97317	ACCOUNTS_PAYA	1/27/2025	B & H PHOTO	223	RECONCILED	2/12/2025		129.00
34862	97318	ACCOUNTS_PAYA	1/27/2025	ANDREW POIGNON	658	OUTSTANDING			137.02
34856	97319	ACCOUNTS_PAYA	1/27/2025	ACE HARDWARE	10995	RECONCILED	2/12/2025		2,511.45
34860	97320	ACCOUNTS_PAYA	1/27/2025	ALLEN COUNTY ESC	11128	RECONCILED	2/12/2025		250.00
34854	97321	ACCOUNTS_PAYA	1/27/2025	ALL-PRO ELEVATOR	11131	RECONCILED	2/12/2025		2,302.12
34858	97322	ACCOUNTS_PAYA	1/27/2025	AMAZON CAPITAL SERVICES	15201	RECONCILED	2/12/2025		2,155.54
34865	97323	ACCOUNTS_PAYA	1/27/2025	BOILERS, CONTROLS & EQUIP., INC.	26515	RECONCILED	2/12/2025		280.00
34848	97324	ACCOUNTS_PAYA	1/27/2025	BROWN SUPPLY CO	26930	RECONCILED	2/12/2025		274.55
34846	97325	ACCOUNTS_PAYA	1/27/2025	C & W AUTO SUPPLY	30515	RECONCILED	2/12/2025		994.35
34873	97326	ACCOUNTS_PAYA	1/27/2025	CARDINAL BUS SALES&SERVICE INC	30706	RECONCILED	1/31/2025		1,601.09

Start Date: 1/1/2025

End Date: 1/31/2025

FREMONT CITY SCHOOL DISTRICT

Disbursement Summary Report

Reference Number	Check Number	Type	Date	Name	Vendor #	Status	Reconcile Date	Void Date	Amount
34847	97327	ACCOUNTS_PAYA BLE	1/27/2025	CENTRAL FARM AND GARDEN	30731	RECONCILED	2/12/2025		\$ 857.00
34880	97328	ACCOUNTS_PAYA BLE	1/27/2025	CENTRAL EXTERMINATING	30735	RECONCILED	2/12/2025		360.00
34876	97329	ACCOUNTS_PAYA BLE	1/27/2025	CORRIGAN ENTERPRISES, INC	36817	RECONCILED	1/31/2025		513.45
34859	97330	ACCOUNTS_PAYA BLE	1/27/2025	AMERICAN ELECTRIC POWER	153425	RECONCILED	2/12/2025		20,012.53
34879	97331	ACCOUNTS_PAYA BLE	1/27/2025	AT&T(LONG DISTANCE)	190916	RECONCILED	2/12/2025		3.73
34875	97332	ACCOUNTS_PAYA BLE	1/27/2025	BLUUM OF MINNESOTA, LLC	204310	RECONCILED	2/12/2025		365.00
34870	97333	ACCOUNTS_PAYA BLE	1/27/2025	CAROLINA BIOLOGICAL SUPPLY CO.	271610	RECONCILED	2/12/2025		265.07
34878	97334	ACCOUNTS_PAYA BLE	1/27/2025	ABBY ABERNATHY	600008	RECONCILED	1/31/2025		82.41
34861	97335	ACCOUNTS_PAYA BLE	1/27/2025	CHRISTINA FRENCH	600088	RECONCILED	2/12/2025		86.09
34853	97336	ACCOUNTS_PAYA BLE	1/27/2025	BRIDGET SMITH	600557	RECONCILED	2/18/2025		354.96
34852	97337	ACCOUNTS_PAYA BLE	1/27/2025	ANA CORTEZ	600562	RECONCILED	1/31/2025		33.36
34877	97338	ACCOUNTS_PAYA BLE	1/27/2025	CHAD BERNDT	600674	RECONCILED	1/31/2025		1,839.82
34868	97339	ACCOUNTS_PAYA BLE	1/27/2025	COREY STRAUB	600691	OUTSTANDING			122.14
34871	97340	ACCOUNTS_PAYA BLE	1/27/2025	CHEVY FARMER	600705	RECONCILED	1/31/2025		55.00
34855	97341	ACCOUNTS_PAYA BLE	1/27/2025	BLICK ART MATERIALS LLC	805038	RECONCILED	2/12/2025		134.67
34866	97342	ACCOUNTS_PAYA BLE	1/27/2025	ARBOR SCIENTIFIC	975578	RECONCILED	1/31/2025		487.57
34867	97343	ACCOUNTS_PAYA BLE	1/27/2025	AGPARTS WORLDWIDE, INC.	975677	RECONCILED	2/12/2025		399.50
34849	97344	ACCOUNTS_PAYA BLE	1/27/2025	ALLYSON WEBB	975699	RECONCILED	2/12/2025		154.77
34851	97345	ACCOUNTS_PAYA BLE	1/27/2025	BRICKER GRAYDON LLP	975756	RECONCILED	1/31/2025		1,825.00
34864	97346	ACCOUNTS_PAYA BLE	1/27/2025	AMANDA SHULL	975807	RECONCILED	2/12/2025		33.43
34863	97347	ACCOUNTS_PAYA BLE	1/27/2025	TONYA TURNER	975946	RECONCILED	2/12/2025		380.87
34869	97348	ACCOUNTS_PAYA BLE	1/27/2025	AMANDA BIGGERT	976090	RECONCILED	2/12/2025		73.43

Start Date: 1/1/2025

End Date: 1/31/2025

FREMONT CITY SCHOOL DISTRICT

Disbursement Summary Report

Reference Number	Check Number	Type	Date	Name	Vendor #	Status	Reconcile Date	Void Date	Amount
34857	97349	ACCOUNTS_PAYA BLE	1/27/2025	ALLISON PENNELL	976139	OUTSTANDING			\$ 81.19
34872	97350	ACCOUNTS_PAYA BLE	1/27/2025	AMERICAN HEARTLAND BOWLING ASSOCIATION	976142	RECONCILED	2/12/2025		150.00
34885	97351	ACCOUNTS_PAYA BLE	1/27/2025	PALADIN PROTECTIVE SYSTEMS, INC.	248	RECONCILED	2/12/2025		1,329.38
34913	97352	ACCOUNTS_PAYA BLE	1/27/2025	GENA HINELINE	680	RECONCILED	1/31/2025		22.25
34882	97353	ACCOUNTS_PAYA BLE	1/27/2025	JW PEPPER & SON, INC	10516	RECONCILED	2/12/2025		814.23
34895	97354	ACCOUNTS_PAYA BLE	1/27/2025	CROWN BATTERY MFG. CO.	37730	RECONCILED	1/31/2025		627.07
34899	97355	ACCOUNTS_PAYA BLE	1/27/2025	DELL MARKETING LP	42030	RECONCILED	2/12/2025		115.00
34888	97356	ACCOUNTS_PAYA BLE	1/27/2025	DENICE HIRT	42510	RECONCILED	1/31/2025		574.73
34903	97357	ACCOUNTS_PAYA BLE	1/27/2025	Learnwell	55070	RECONCILED	2/12/2025		67.83
34921	97358	ACCOUNTS_PAYA BLE	1/27/2025	EVAC+CHAIR NORTH AMERICA LLC	60370	RECONCILED	2/12/2025		3,288.00
34898	97359	ACCOUNTS_PAYA BLE	1/27/2025	FINDLAY CITY SCHOOLS	63118	RECONCILED	2/12/2025		500.00
34918	97360	ACCOUNTS_PAYA BLE	1/27/2025	FREMONT ATHLETIC SUPPLY	68215	RECONCILED	1/31/2025		1,432.00
34896	97361	ACCOUNTS_PAYA BLE	1/27/2025	FREMONT AUTO PARTS	68220	RECONCILED	2/12/2025		1,063.96
34908	97362	ACCOUNTS_PAYA BLE	1/27/2025	HASTY AWARDS	80634	RECONCILED	2/12/2025		270.43
34919	97363	ACCOUNTS_PAYA BLE	1/27/2025	PROMEDICA 360 HEALTH FREMONT	89767	RECONCILED	1/31/2025		772.00
34894	97364	ACCOUNTS_PAYA BLE	1/27/2025	OAK HARBOR HYDRAULICS, LLC	95642	RECONCILED	2/12/2025		73.84
34901	97365	ACCOUNTS_PAYA BLE	1/27/2025	JOHNSTONE SUPPLY	106322	RECONCILED	2/12/2025		2,229.52
34889	97366	ACCOUNTS_PAYA BLE	1/27/2025	JOSTENS, INC.	106330	RECONCILED	2/12/2025		2,082.55
34892	97367	ACCOUNTS_PAYA BLE	1/27/2025	JASON SMITH	110113	RECONCILED	1/31/2025		579.55
34887	97368	ACCOUNTS_PAYA BLE	1/27/2025	KALIDA TRUCK EQUIPMENT, INC.	114537	RECONCILED	2/12/2025		123.56
34917	97369	ACCOUNTS_PAYA	1/27/2025	LUDLOW	130040	RECONCILED	1/31/2025		192.00

Start Date: 1/1/2025

End Date: 1/31/2025

FREMONT CITY SCHOOL DISTRICT

Disbursement Summary Report

Reference Number	Check Number	Type	Date	Name	Vendor #	Status	Reconcile Date	Void Date	Amount
		BLE		COMPOSITES CORPORATION					
34884	97370	ACCOUNTS_PAYA	1/27/2025	NORTH CENTRAL OHIO ESC	130722	RECONCILED	2/12/2025		\$ 408.72
34912	97371	ACCOUNTS_PAYA	1/27/2025	MOHAWK SUPPLY	136470	RECONCILED	2/12/2025		604.80
34886	97372	ACCOUNTS_PAYA	1/27/2025	TREASURER STATE OF OHIO	153408	RECONCILED	1/31/2025		887.25
34910	97373	ACCOUNTS_PAYA	1/27/2025	KIMBALL MIDWEST	270016	RECONCILED	1/31/2025		2,606.61
34890	97374	ACCOUNTS_PAYA	1/27/2025	DIANA MCNULTY	272615	RECONCILED	2/12/2025		107.20
34907	97375	ACCOUNTS_PAYA	1/27/2025	JULIE LOCKYER	278871	RECONCILED	2/12/2025		37.39
34916	97376	ACCOUNTS_PAYA	1/27/2025	GORDON FOOD SERVICE	283610	RECONCILED	2/12/2025		919.60
34897	97377	ACCOUNTS_PAYA	1/27/2025	KRYSTINA FULTZ	600210	OUTSTANDING			255.94
34915	97378	ACCOUNTS_PAYA	1/27/2025	KERI VELA	600272	RECONCILED	2/12/2025		53.16
34914	97379	ACCOUNTS_PAYA	1/27/2025	MICHAEL SCHWARTZ	600566	RECONCILED	2/12/2025		29.54
34902	97380	ACCOUNTS_PAYA	1/27/2025	GERA DURBIN	600692	RECONCILED	1/31/2025		30.15
34893	97381	ACCOUNTS_PAYA	1/27/2025	KELSEY TAYLOR	601081	RECONCILED	1/31/2025		139.23
34900	97382	ACCOUNTS_PAYA	1/27/2025	HANNAH KOHLER-BLAUSEY	975529	RECONCILED	2/12/2025		36.58
34909	97383	ACCOUNTS_PAYA	1/27/2025	EMSCO	975542	RECONCILED	2/12/2025		594.70
34883	97384	ACCOUNTS_PAYA	1/27/2025	M. BROOKE MAY	975698	RECONCILED	2/12/2025		118.26
34891	97385	ACCOUNTS_PAYA	1/27/2025	DAWN OHMS	975923	RECONCILED	1/31/2025		517.24
34881	97386	ACCOUNTS_PAYA	1/27/2025	JIM BOSS	976091	RECONCILED	1/31/2025		220.37
34905	97387	ACCOUNTS_PAYA	1/27/2025	OTTO & URBAN FLOWER SHOP	976115	RECONCILED	2/12/2025		60.00
34920	97388	ACCOUNTS_PAYA	1/27/2025	JESSICA AVANTS	976122	RECONCILED	1/31/2025		29.54
34904	97389	ACCOUNTS_PAYA	1/27/2025	MORGAN CLARK	976135	OUTSTANDING			5.63
34911	97390	ACCOUNTS_PAYA	1/27/2025	JORDAN SMITH	976137	RECONCILED	2/12/2025		75.00
34906	97391	ACCOUNTS_PAYA	1/27/2025	MANDY ROBERTS	976143	OUTSTANDING			15.60
34924	97392	ACCOUNTS_PAYA	1/27/2025	SCHOOL	22104	RECONCILED	2/12/2025		362.64

Start Date: 1/1/2025

End Date: 1/31/2025

FREMONT CITY SCHOOL DISTRICT

Disbursement Summary Report

Reference Number	Check Number	Type	Date	Name	Vendor #	Status	Reconcile Date	Void Date	Amount
		BLE		SPECIALTY, LLC					
34946	97393	ACCOUNTS_PAYA	1/27/2025	SUNRISE	36815	RECONCILED	1/31/2025		\$ 2,785.93
		BLE		COOPERATIVE					
34948	97394	ACCOUNTS_PAYA	1/27/2025	GANNETT OHIO	142909	RECONCILED	1/31/2025		238.52
		BLE		LOCALIQ					
34927	97395	ACCOUNTS_PAYA	1/27/2025	PEPSI-COLA	162612	RECONCILED	2/12/2025		782.00
		BLE							
34932	97396	ACCOUNTS_PAYA	1/27/2025	RIDDELL/ALL	182810	RECONCILED	2/12/2025		863.45
		BLE		AMERICAN					
		SPORTS CO							
34942	97397	ACCOUNTS_PAYA	1/27/2025	ROTARY CLUB OF	184908	RECONCILED	1/31/2025		170.00
		BLE		FREMONT					
34928	97398	ACCOUNTS_PAYA	1/27/2025	SABROSKE	190005	RECONCILED	2/12/2025		144.69
		BLE		ELECTRIC					
34934	97399	ACCOUNTS_PAYA	1/27/2025	SCHOOL HEALTH	191328	RECONCILED	2/12/2025		124.91
		BLE		CORP.					
34949	97400	ACCOUNTS_PAYA	1/27/2025	SELKING	191625	RECONCILED	1/31/2025		3,075.00
		BLE		INTERNATIONAL					
34936	97401	ACCOUNTS_PAYA	1/27/2025	SOUND	196141	RECONCILED	2/12/2025		20.63
		BLE		SOLUTIONS OF					
		OHIO LLC							
34933	97402	ACCOUNTS_PAYA	1/27/2025	STREACKER	198405	RECONCILED	2/12/2025		1,764.90
		BLE		TRACTOR SALES,					
		INC							
34941	97403	ACCOUNTS_PAYA	1/27/2025	SUPER DUPER	198489	RECONCILED	2/12/2025		787.00
		BLE		PUBLICATIONS					
34923	97404	ACCOUNTS_PAYA	1/27/2025	TOLEDO	206515	RECONCILED	2/12/2025		104.31
		BLE		PHYSICAL					
		EDUCATION							
		SUPPLY, INC							
34938	97405	ACCOUNTS_PAYA	1/27/2025	TOLEDO SPRING	206520	RECONCILED	2/12/2025		379.17
		BLE		SERVICE					
34943	97406	ACCOUNTS_PAYA	1/27/2025	UNITY SCHOOL	215260	RECONCILED	1/31/2025		56.64
		BLE		BUS PARTS INC					
34937	97407	ACCOUNTS_PAYA	1/27/2025	UNIFIRST	215356	RECONCILED	2/12/2025		199.49
		BLE		CORPORATION					
34940	97408	ACCOUNTS_PAYA	1/27/2025	WADSWORTH	230275	RECONCILED	1/31/2025		2,350.00
		BLE		SOLUTIONS					
34947	97409	ACCOUNTS_PAYA	1/27/2025	WAUSEON HIGH	230983	RECONCILED	2/12/2025		200.00
		BLE		SCHOOL					
34922	97410	ACCOUNTS_PAYA	1/27/2025	RHONDA	277827	RECONCILED	1/28/2025		31.09
		BLE		SCHMIDT					
34931	97411	ACCOUNTS_PAYA	1/27/2025	SANDUSKY CO	313013	RECONCILED	2/12/2025		25,216.40
		BLE		SHERRIFF DEPT					
34939	97412	ACCOUNTS_PAYA	1/27/2025	RENEE SIMPSON	600168	OUTSTANDING			49.78
		BLE							
34929	97413	ACCOUNTS_PAYA	1/27/2025	TAYLOR	600635	RECONCILED	2/12/2025		95.54
		BLE		HOSSLER					

Start Date: 1/1/2025

End Date: 1/31/2025

FREMONT CITY SCHOOL DISTRICT

Disbursement Summary Report

Reference Number	Check Number	Type	Date	Name	Vendor #	Status	Reconcile Date	Void Date	Amount
34945	97414	ACCOUNTS_PAYA BLE	1/27/2025	SUSAN FRYE	600869	RECONCILED	1/31/2025		\$ 483.20
34926	97415	ACCOUNTS_PAYA BLE	1/27/2025	TONNIE LEJEUNE	601109	OUTSTANDING			249.04
34930	97416	ACCOUNTS_PAYA BLE	1/27/2025	Port Clinton City Schools	700024	OUTSTANDING			650.00
34925	97417	ACCOUNTS_PAYA BLE	1/27/2025	REAGAN REAU	975753	RECONCILED	1/31/2025		300.03
34935	97418	ACCOUNTS_PAYA BLE	1/27/2025	VENESA MOYA	975996	RECONCILED	1/31/2025		38.78
34944	97419	ACCOUNTS_PAYA BLE	1/27/2025	REBECCA SPICER	976138	RECONCILED	1/31/2025		81.19
34950	97420	REFUND	1/28/2025	SHAYLA JOHNSON	976146	OUTSTANDING			10.99
34956	97421	ACCOUNTS_PAYA BLE	1/29/2025	QUADIEN INC	178402	RECONCILED	2/14/2025		500.00
34963	97422	ACCOUNTS_PAYA BLE	1/30/2025	SUSAN FRYE	600869	RECONCILED	2/12/2025		550.00
34824	1000452	ACCOUNTS_PAYA BLE	1/10/2025	US BANK	975839	RECONCILED	1/13/2025		8,214.39
34825	1000453	ACCOUNTS_PAYA BLE	1/3/2025	SAMARITAN FUND PROGRAM, LLC	976132	RECONCILED	1/6/2025		55,000.00
34826	1000454	ACCOUNTS_PAYA BLE	1/3/2025	TREASURER STATE OF OHIO	153382	RECONCILED	1/7/2025		2,450.50
34827	1000455	ACCOUNTS_PAYA BLE	1/13/2025	CAPITAL ONE	230301	RECONCILED	1/14/2025		2,349.22
34828	1000456	ACCOUNTS_PAYA BLE	1/13/2025	CROGHAN COLONIAL	28718	RECONCILED	1/14/2025		1,090.00
34831	1000457	ACCOUNTS_PAYA BLE	1/13/2025	AMERICAN EXPRESS	68257	RECONCILED	1/14/2025		4,950.00
34833	1000458	ACCOUNTS_PAYA BLE	1/13/2025	american express	153491	RECONCILED	1/14/2025		132.50
34830	1000459	ACCOUNTS_PAYA BLE	1/13/2025	american express	198001	RECONCILED	1/14/2025		913.26
34829	1000460	ACCOUNTS_PAYA BLE	1/13/2025	AMERICAN EXPRESS	230302	RECONCILED	1/14/2025		743.37
34832	1000461	ACCOUNTS_PAYA BLE	1/13/2025	AMERICAN EXPRESS	975690	RECONCILED	1/14/2025		1,500.00
34843	1000462	ACCOUNTS_PAYA BLE	1/13/2025	STAPLES	198024	RECONCILED	1/15/2025		497.56
34844	1000463	ACCOUNTS_PAYA BLE	1/13/2025	FIRST ENERGY	206505	RECONCILED	1/15/2025		5,597.81
34842	1000464	ACCOUNTS_PAYA BLE	1/13/2025	VERIZON WIRELESS	220521	RECONCILED	1/15/2025		1,169.42
34951	1000465	ACCOUNTS_PAYA BLE	1/17/2025	e-LOCALLINK INC.	976140	RECONCILED	1/17/2025		5,495.00
34952	1000466	ACCOUNTS_PAYA	1/28/2025	STAPLES	198024	RECONCILED	1/29/2025		338.33

Start Date: 1/1/2025

End Date: 1/31/2025

FREMONT CITY SCHOOL DISTRICT

Disbursement Summary Report

Reference Number	Check Number	Type	Date	Name	Vendor #	Status	Reconcile Date	Void Date	Amount
		BLE							
34953	1000467	ACCOUNTS_PAYA	1/28/2025	DAKTRONICS, INC	40632	RECONCILED	1/29/2025		\$ 17,026.00
34954	1000468	ACCOUNTS_PAYA	1/28/2025	JOHN DEERE FINANCIAL	220	RECONCILED	1/29/2025		239.07
34955	1000469	ACCOUNTS_PAYA	1/6/2025	GOOGLE LLC	975932	RECONCILED	1/6/2025		12.58
34967	1000470	ACCOUNTS_PAYA	1/31/2025	MEDICAL MUTUAL OF OHIO	900011	RECONCILED	1/31/2025		435,025.97
34965	1000471	ACCOUNTS_PAYA	1/31/2025	GUARDIAN INSURANCE	900013	RECONCILED	1/31/2025		25,303.25
34966	1000472	ACCOUNTS_PAYA	1/31/2025	VSP VISION PLAN	900017	RECONCILED	1/31/2025		4,143.22
34968	1000473	ACCOUNTS_PAYA	1/31/2025	EXPRESS SCRIPTS, INC	900022	RECONCILED	1/31/2025		88,144.59
34964	1000474	ACCOUNTS_PAYA	1/31/2025	MUTUAL HEALTH SERVICES	976058	RECONCILED	1/31/2025		85,295.69
34969	1000475	ACCOUNTS_PAYA	1/31/2025	HCC LIFE INSURANCE COMPANY	976150	RECONCILED	1/31/2025		5,125.84
34970	1000476	ACCOUNTS_PAYA	1/31/2025	GORDON FOOD SERVICE	972251	RECONCILED	1/31/2025		44,847.57
34971	1000477	ACCOUNTS_PAYA	1/31/2025	WAGeworks, INC	900023	RECONCILED	1/31/2025		35,222.93
34972	1000478	ACCOUNTS_PAYA	1/31/2025	P & A GROUP	900024	RECONCILED	1/31/2025		5,140.43
34973	1000479	ACCOUNTS_PAYA	1/31/2025	BANK OF NEW YORK MELLON	900019	RECONCILED	1/31/2025		2,957,225.00
Grand Total									\$ 8,438,063.52